


TALON MINI



It's no secret the trend in electronics is to push more power and performance through smaller and smaller spaces. This is where the **Talon Mini** is most potent. It's miniature size coupled with its hybrid inserts allows the user to push the limits. The **Talon Mini** also boasts a variety of desirable features including:

- A 360 degree banding shelf near the wire exit
- An audible and tactile 'click'
- A knurled, quarter-turn coupling nut

Trust the **Talon Mini** to deliver ***The Science of Certainty*** in mission-critical applications.

TECH SPECS

GENERAL

Part Number Prefix	TB
Performance Level	Mil/Aero

MATERIAL

Housing Material	Aluminum
Housing Plating	Electroless nickel
Insulator Material	LCP
Insulator Color	Black
Flammability Rating	UL 94V-0
Smoke and Toxicity	FAR 25-853(a) FAR 25-855(d)
Contact Material	Copper alloy
Contact Plating	Gold flash 0.76µm Au 1.27µm Au

ELECTRICAL

Working Voltage (rms)	300 V	
Initial Contact Resistance (max)	Power *1	3 mΩ
	Signal	5 mΩ
Contact Current Rating at +30°C Temperature Rise	Power *1	14 A
	Signal	3 A

*1 Value established using standard conductivity alloy

MECHANICAL

Contact Style	Fixed Removable
Female Contact Design	Closed entry
Mating Cycles	500

ENVIRONMENTAL

Operating Temperature	-55 to 125 °C
Waterproof	IP65*

* For use with cable-to-cable only, requires overmolding or shrink tubing

Positronic | Americas

1325 N Eldon Ave
Springfield MO 65803 USA
+1 800 641 4054
info@connectpositronic.com

Positronic | Europe

46 route d'Engachies
F-32020 Auch Cedex 9 France
+33 5 6263 4491
contact@connectpositronic.com

Positronic | Asia

3014A Ubi Rd 1 #07-01
+65 6842 1419
Singapore 408703
singapore@connectpositronic.com

Sales Offices

Positronic has local sales representation all over the world. For the nearest sales office visit www.connectpositronic.com/sales

CONTACT LAYOUTS

Scale 1:1



05



06

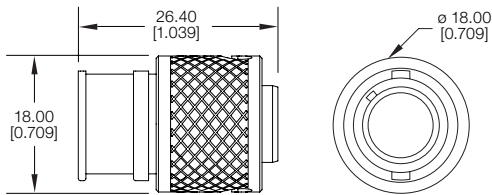
Contact Size Chart	
#18	#22

All Positronic products utilize solid, machined contacts.

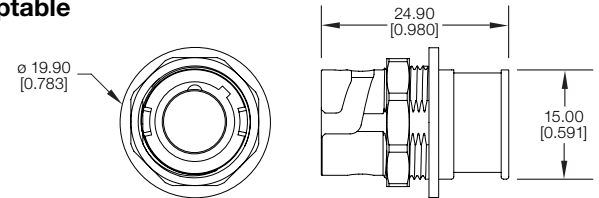
DIMENSIONS

For the sake of brevity, only basic dimensions of the free cable plug and receptacle are shown here. Full dimensional detail is available in the respective product drawings. Scale 1:1

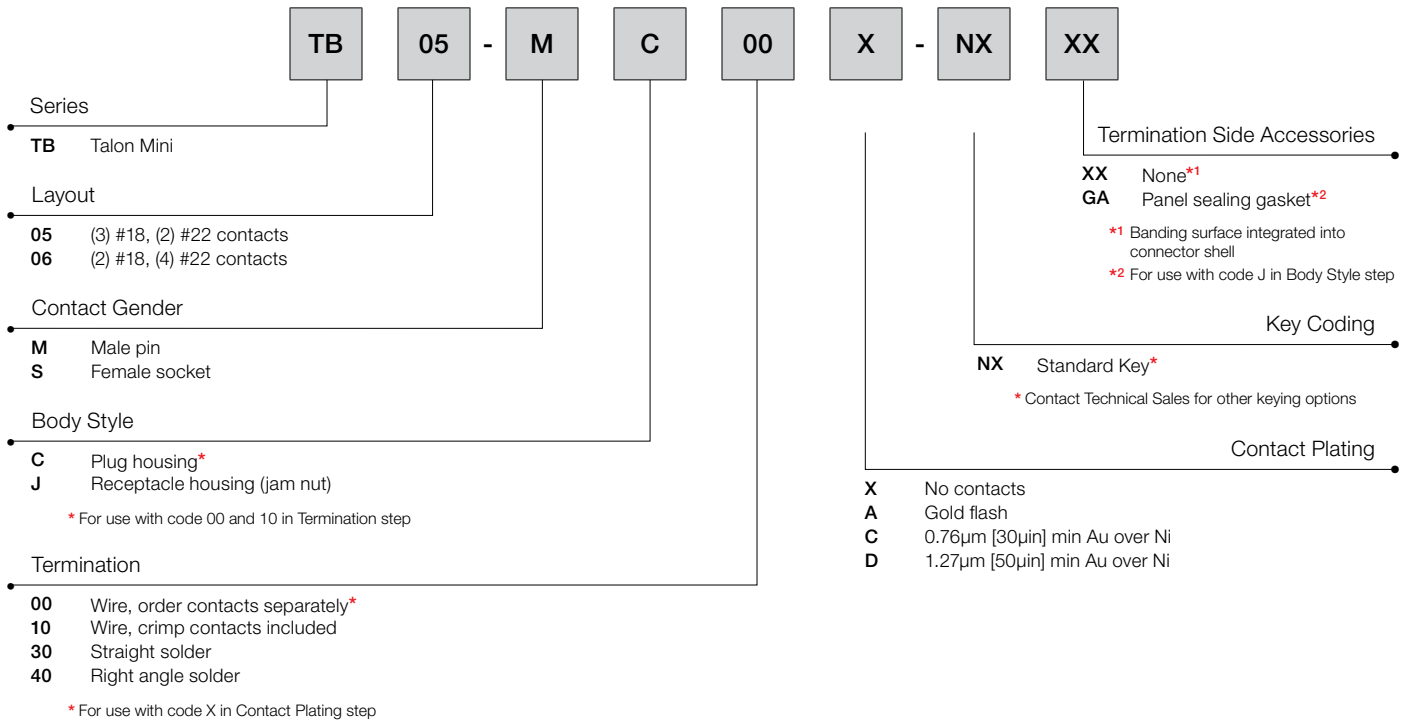
Free Plug



Receptable



CREATE A PART



CONTACTS

Contact Technical Sales for crimp contact part numbers not listed here.

PART NUMBER	Size	Gender	Female Contact Style	Stranded AWG [mm ²]
FC1816P2/AA	#18	Female	Closed entry	#16-18 [1.5-1.0]
MC1816N/AA	#18	Male	n/a	#16-18 [1.5-1.0]
FC422P9/AA	#22	Female	Closed entry	#22-26 [0.3-0.12]
MC422N9/AA	#22	Male	n/a	#22-26 [0.3-0.12]