Type C
Male connector
contact spacing
.100" and 200"

Directive 2002/95/EC
„RoHS"
Compliant

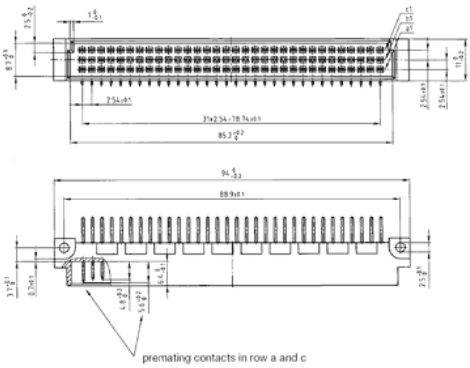

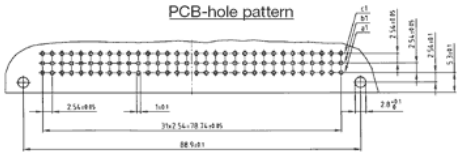

Note:

Premating contacts available in row "a", "b" and "c", please consult factory.

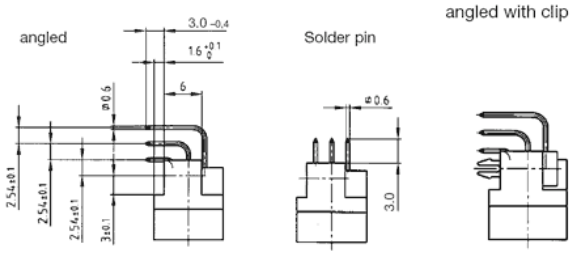

Part Numbers

No. of Pos.	• = contact + = no contact	angled	Solder pin	angled with clip
32	Pos. 1 2 3 4 5 ... row c + + + + + + row b + + + + + + row a • • • • • •	121 A 10109 X	121 A 10159 X	121 A 20879 X
32	Pos. 1 2 3 4 5 ... row c + • + • + • row b + + + + + + row a + • + • + •	121 A 10119 X	121 A 10169 X	121 A 20889 X
64	Pos. 1 2 3 4 5 ... row c • • • • • • row b + + + + + + row a • • • • • •	121 A 10139 X PDF-format drawing	121 A 10189 X	121 A 20909 X
96	Pos. 1 2 3 4 5 ... row c • • • • • • row b • • • • • • row a • • • • • •	121 A 10149 X PDF-format drawing	121 A 10199 X	121 A 20919 X

Clip for PCB Ø 2.8 + 0.1 mm, PCB-thickness = 1.6 mm