

Product data sheet

Miniature connectors

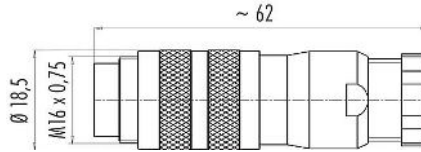


Product description	M16 Male cable connector, Contacts: 24, 6.0-8.0 mm, shieldable, solder, IP67, UL
Area	M16 IP67 series 423
Part no.	99 5695 15 24

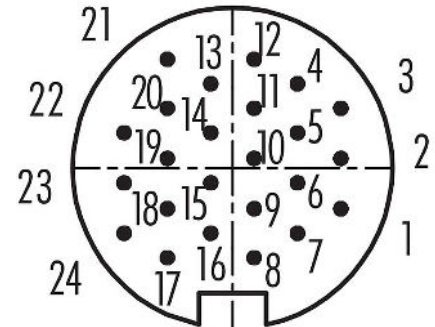
Illustration



Scale drawing



Contact arrangement (Plug-in side)



You can find the assembly instructions on the next page.

Technical data

General features

Part no.	99 5695 15 24
Connector design	Male cable connector
Version	Connector pin straight
Connector locking system	screw
Termination	solder
Degree of protection	IP67
Cross-sectional area	0.14 mm ² / AWG 26
Cable outlet	6.0-8.0 mm
Temperature range from/to	-30 °C / 95 °C
Mechanical operation	> 500 Mating cycles
Weight (g)	45.77
Customs tariff number	85369010
Country of Origin	DE

Electrical parameters

Rated voltage	60 V
Rated impulse voltage	500 V
Rated current	1.0 A
Insulation resistance	≥ 10 ¹⁰ Ω
Pollution degree	1
Overvoltage category	I
Insulating material group	III
EMC compliance	shieldable
Shield connection	Shielding ring

Material

Housing material	CuZn (Brass nickel plated)
Contact body material	PBT (UL94 V-0)

Product data sheet

Miniature connectors



Product description	M16 Male cable connector, Contacts: 24, 6.0-8.0 mm, shieldable, solder, IP67, UL
-	-
Area	M16 IP67 series 423
Part no.	99 5695 15 24

Contact material	CuZn (brass)
Contact plating	Au (gold)
REACH SVHC	CAS 96-45-7 (Imidazolidine-2-thione) CAS 7439-92-1 (Lead)
SCIP number	4682cca8-5d39-4174-a7e5-ba319813e8df

Authorization/approvals

Approvals	UL
-----------	----

Classifications

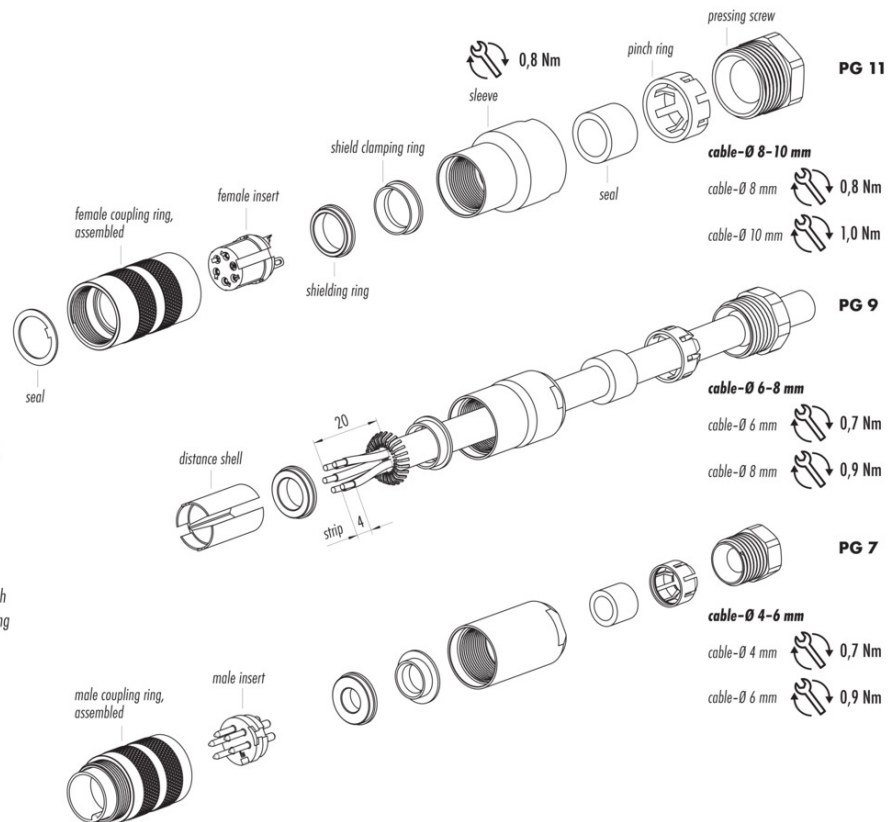
eCl@ss 11.1	27-44-01-02
ETIM 9.0	EC002635

Declarations of conformity

Low Voltage Directive	2014/35/EU (EN 60204-1:2018;EN 60529:1991)
-----------------------	--

Assembly instructions

1. Bead pressing screw, pinch ring, seal, distance shell and shield clamping ring on cable.
2. Dismantle cable to 20 mm length.
3. Strip wires, widen shield and bead shielding ring.
4. Solder wires, snap distance shell, push the shield clamping ring and shielding ring together and cut off projecting shielding braid.
5. Assemble remaining parts.



Product data sheet

Miniature connectors



Product description	M16 Male cable connector, Contacts: 24, 6.0-8.0 mm, shieldable, solder, IP67, UL
-	-
Area	M16 IP67 series 423
Part no.	99 5695 15 24

General Disclaim Notice

The connectors have been developed for applications in plant engineering, control and electrical equipment construction. The user is responsible for checking whether the connectors can also be used in other areas of application.

Plug connectors with enclosure protection IP67 and IP68 are not suitable for use under water. When used outdoors, the plug connectors must be protected separately against corrosion. For further information on the IP protection classes, please refer to the "Technical Information" download centre.

To lock the cable connector with the device connector, the threaded ring is tightened "hand-tight" (approx. 50 cNm).