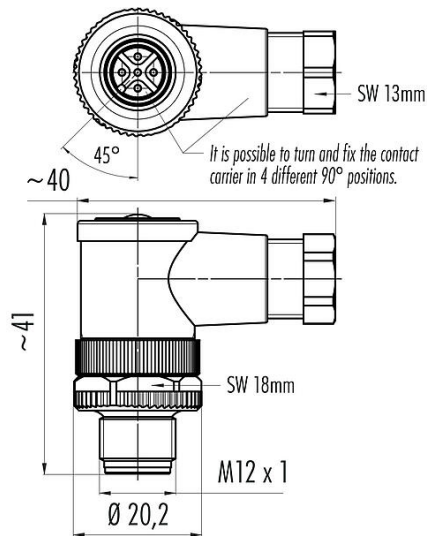


Product description	M12 Male angled connector, Contacts: 5, 6.0-8.0 mm, unshielded, screw clamp, IP67, UL
Area	M12-A series 713
Part no.	99 0437 52 05

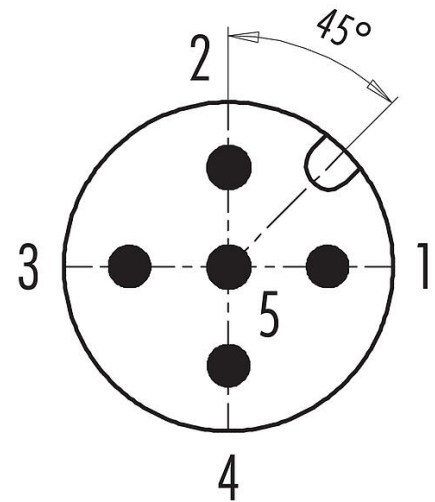
Illustration



Scale drawing



Contact arrangement (Plug-in side)



You can find the component part drawing and assembly instructions on the next page.

Technical data

General features

Part no.	99 0437 52 05
Connector design	Male angled connector
Type standard	DIN EN 61076-2-101
Version	Connector pin angled
Connector locking system	screw
Termination	screw clamp
Degree of protection	IP67
Cross-sectional area	max. 0.75 mm ² / AWG 18
Cable outlet	6.0-8.0 mm
Twistability	90° (4 coding options)
Temperature range from/to	-40 °C / 85 °C
Mechanical operation	> 50 Mating cycles
Weight (g)	23.51
Customs tariff number	85369010
Country of Origin	HU

Electrical parameters

Rated voltage	60 V
Rated impulse voltage	1500 V
Rated current	4 A (3 A UL)

Product data sheet

Automation technology - Sensors and actuators



Product description	M12 Male angled connector, Contacts: 5, 6.0-8.0 mm, unshielded, screw clamp, IP67, UL
-	-
Area	M12-A series 713
Part no.	99 0437 52 05

Insulation resistance	> 10 ⁹ Ω
Pollution degree	3
Overvoltage category	II
Insulating material group	III
EMC compliance	unshielded

Material

Housing material	PA
Contact body material	PA
Contact material	CuZn (brass)
Contact plating	CuSnZn (Optalloy)
Locking material	Zinc die-cast nickel-plated
REACH SVHC	CAS 96-45-7 (Imidazolidine-2-thione) CAS 7439-92-1 (Lead)
SCIP number	fa816acb-80ed-4507-8e18-8f52c1a3edb4

Authorization/approvals

Approvals	UL
-----------	----

Classifications

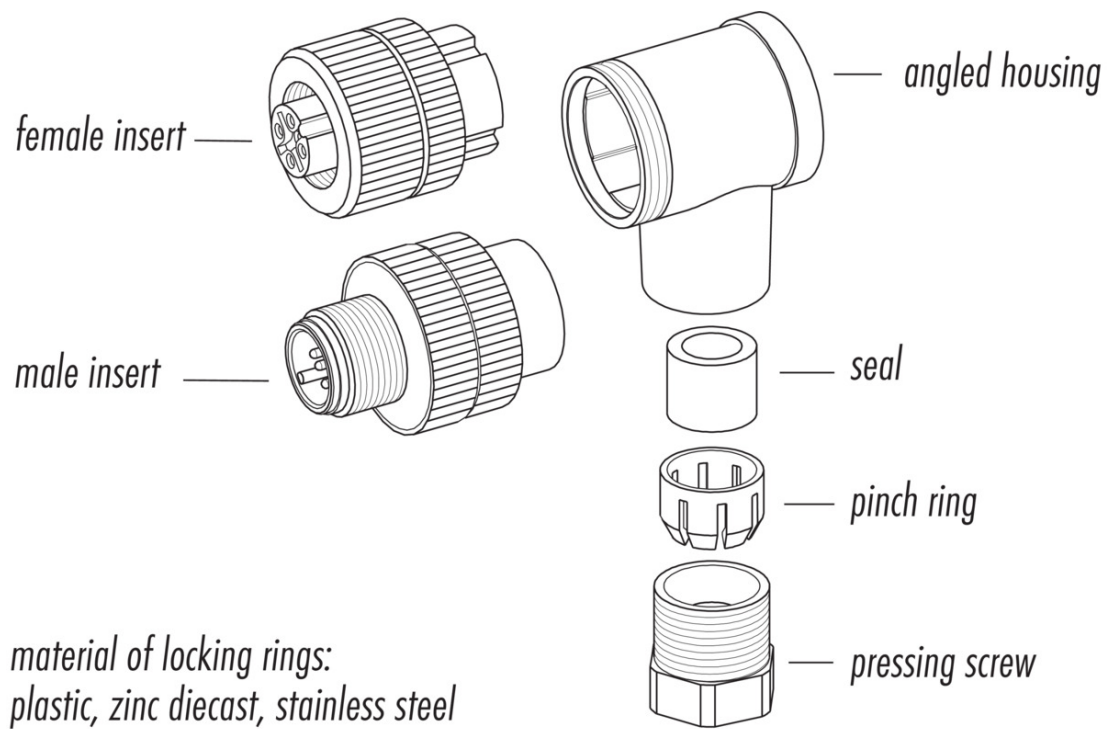
eCl@ss 11.1	27-44-01-02
ETIM 9.0	EC002635

Declarations of conformity

Low Voltage Directive	2014/35/EU (EN 60204-1:2018;EN 60529:1991)
-----------------------	--

Product description	M12 Male angled connector, Contacts: 5, 6.0-8.0 mm, unshielded, screw clamp, IP67, UL
-	-
Area	M12-A series 713
Part no.	99 0437 52 05

Component part drawing



Product description	M12 Male angled connector, Contacts: 5, 6.0-8.0 mm, unshielded, screw clamp, IP67, UL
-	-
Area	M12-A series 713
Part no.	99 0437 52 05

General Disclaim Notice

The connectors have been developed for applications in plant engineering, control and electrical equipment construction. The user is responsible for checking whether the connectors can also be used in other areas of application.

Plug connectors with enclosure protection IP67 and IP68 are not suitable for use under water. When used outdoors, the plug connectors must be protected separately against corrosion. For further information on the IP protection classes, please refer to the "Technical Information" download centre.

To lock the cable connector with the device connector, the threaded ring is tightened "hand-tight" (approx. 60 cNm).