

Product data sheet

Power connectors

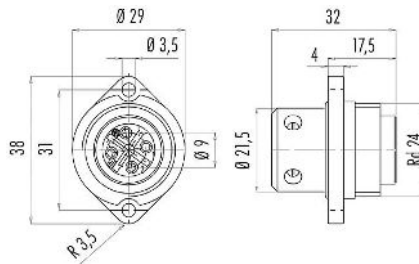


Product description	RD24 Male panel mount connector, Contacts: 3+PE, unshielded, screw clamp, IP67, UL, ESTI+, VDE
Area	RD24 series 693
Part no.	09 4223 00 04

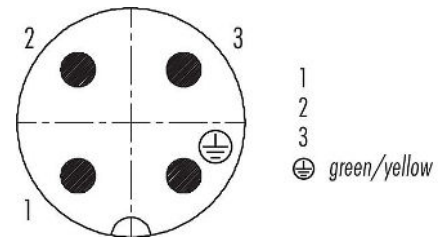
Illustration



Scale drawing



Contact arrangement (Plug-in side)



You can find the assembly instructions on the next page.

Technical data

General features

Part no.	09 4223 00 04
Connector design	Male panel mount connector
Version	Connector pin straight
Connector locking system	screw
Termination	screw clamp
Degree of protection	IP67
Cross-sectional area	max. 2.50 mm ² / AWG 14
Temperature range from/to	-40 °C / 100 °C
Mechanical operation	> 500 Mating cycles
Weight (g)	22.39
Customs tariff number	85369010
Country of Origin	DE

Electrical parameters

Rated voltage	400 V (600 V UL)
Rated voltage UL	11768
Rated impulse voltage	6000 V
Rated current	16 A (12 A UL)
Insulation resistance	≥ 10 ¹⁰ Ω
Pollution degree	3
Overvoltage category	III
Insulating material group	III
EMC compliance	unshielded

Material

Contact body material	PBT
-----------------------	-----

Product description **RD24 Male panel mount connector, Contacts: 3+PE, unshielded, screw clamp, IP67, UL, ESTI+, VDE**
Area **RD24 series 693**
Part no. **09 4223 00 04**

Contact material **CuZn (brass)**
Contact plating **Ag (silver)**
REACH SVHC **CAS 7439-92-1 (Lead)**
SCIP number **c7a8c0c8-6e33-4db7-8703-a4bfc70ca66**

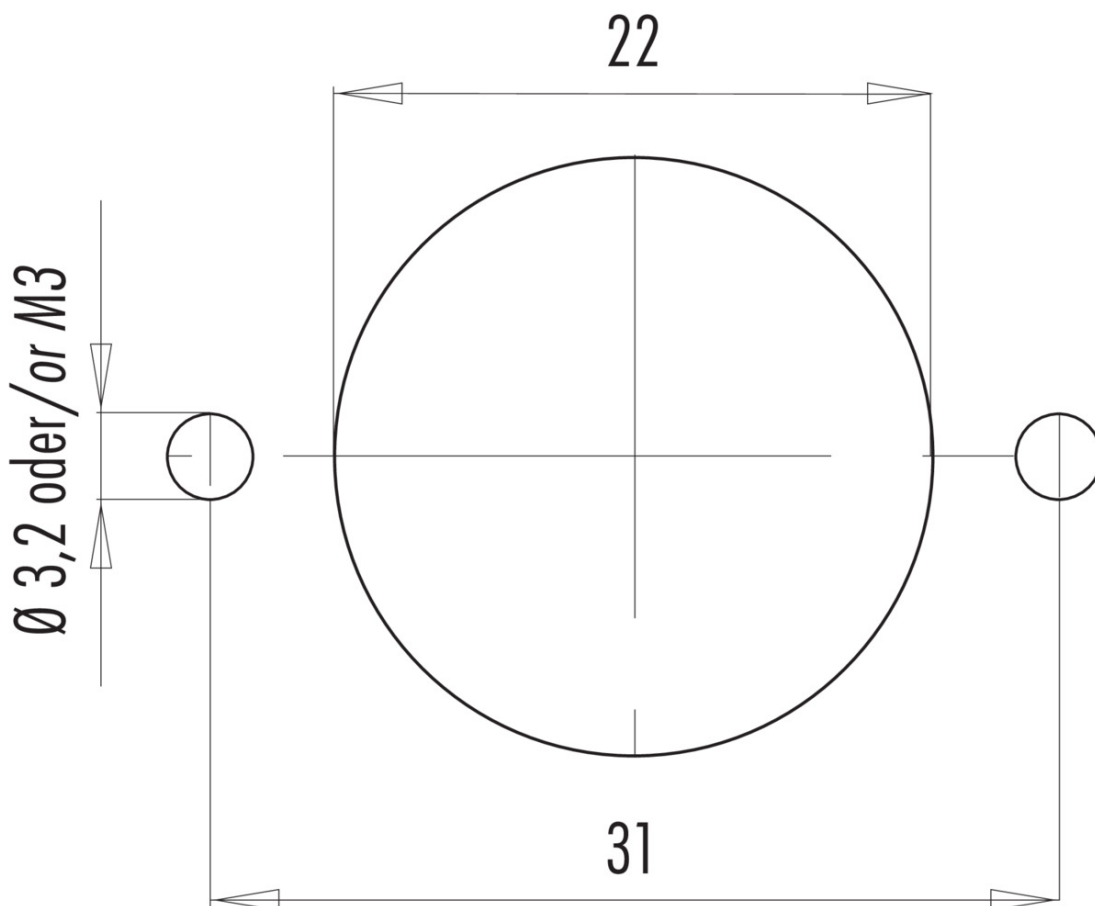
Authorization/approvals

Approvals **UL, ESTI+, VDE**

Classifications

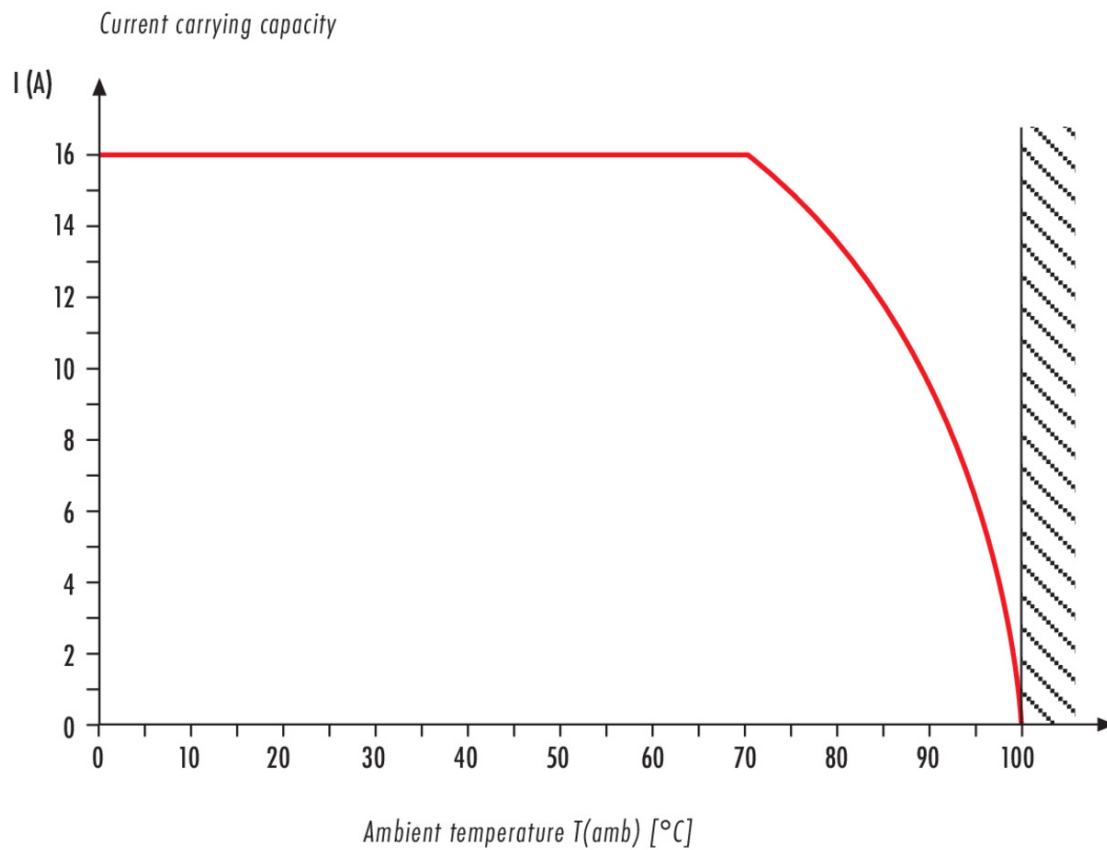
eCl@ss 11.1 **27-44-01-09**
ETIM 9.0 **EC003569**

Assembly instructions / Panel cut-out



Product description	RD24 Male panel mount connector, Contacts: 3+PE, unshielded, screw clamp, IP67, UL, ESTI+, VDE
Area	RD24 series 693
Part no.	09 4223 00 04

Derating curve



Product description	RD24 Male panel mount connector, Contacts: 3+PE, unshielded, screw clamp, IP67, UL, ESTI+, VDE
-	-
Area	RD24 series 693
Part no.	09 4223 00 04

General Disclaim Notice

The connector must not be plugged or unplugged under load. Non-observance and improper use can result in personal injury.

The connectors have been developed for applications in plant engineering, control and electrical equipment construction. The user is responsible for checking whether the connectors can also be used in other areas of application.

Plug connectors with enclosure protection IP67 and IP68 are not suitable for use under water. When used outdoors, the plug connectors must be protected separately against corrosion. For further information on the IP protection classes, please refer to the "Technical Information" download centre.