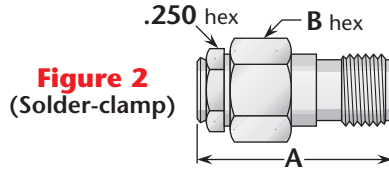
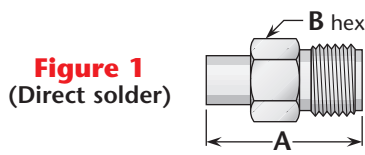
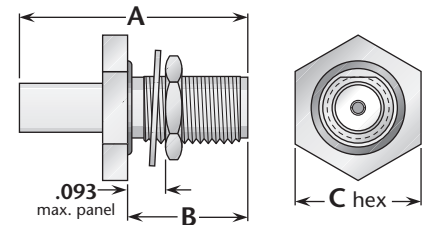
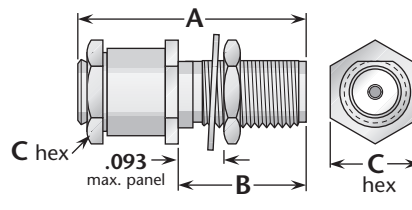
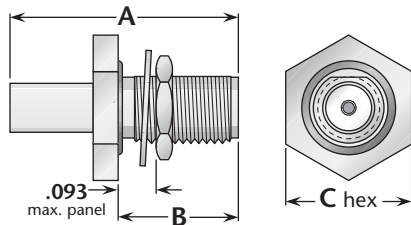
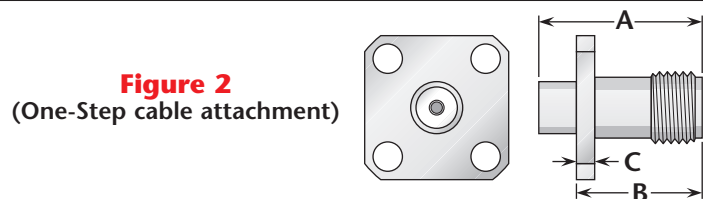
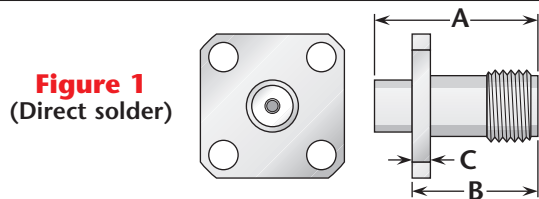


Straight Jack—For Semi-Rigid Cable

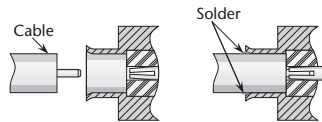


Cable Group	Figure	Dimensions			Plating		Delta P/N	Assembly Procedure/ Trim Code
		A	B	Body	Contact			
13	1	.500	.250	Gold	Gold	1308-031-G003-2	H/01	
13	2	.68	.312	Gold	Gold (C)	1308-031-G007	***	
13	3	.500	.250	Gold	Gold (C)	1308-031-G003-4	I/01	
14	1	.500	.250	Gold	Gold	1308-094-G003	H/01	
14	2	.68	.312	Gold	Gold (C)	1308-025-G007	***	
14	3	.500	.250	Gold	Gold (C)	1308-094-G003-1	I/01	

Panel and Bulkhead Jacks—For Semi-Rigid Cable



Delta One-Step Cable Attachment for Semi-Rigid Cable



Delta "One-Step" connectors feature captivated contacts and insulators to allow rapid, easy assembly to semi-rigid cable—simply trim the cable jacket and dielectric flush, chamfer the center conductor, insert into the connector, and solder the jacket to the connector body.

Cable Group	Fig.	Dimensions			Mounting Figure	Plating		Delta P/N	Assembly Procedure/ Trim Code
		A	B	C		Body	Contact		
13	1	.560	.375	.065	05	Gold	Gold	1311-031-G053	H/01
13	2	.500	.375	.065	05	Gold	Gold (C)	1311-031-G053-3	I/01
13	3	.75	.415	.437	67	Gold	Gold	1317-031-G673	H/02
13	4	.75	.440	.312	67	Gold	Gold (C)	1317-031-G677	***
13	5	.70	.415	.437	67	Gold	Gold (C)	1317-031-G673-3	I/01
14	1	.500	.375	.065	05	Gold	Gold	1311-025-G053	H/01
14	2	.500	.375	.065	05	Gold	Gold (C)	1311-025-G053-1	I/01
14	3	.75	.415	.437	67	Gold	Gold	1317-025-G673	H/02
14	4	.75	.440	.312	67	Gold	Gold (C)	1317-025-G677	***
14	5	.75	.415	.437	67	Gold	Gold (C)	1317-025-G673-1	I/01

See page 204 for cable groups. • Assembly procedures start on page 205. • ***Contact factory for cable assembly instructions.
See page 203 for mounting dimensions. • (C) in contact plating column indicates captive contact.