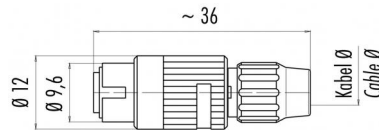


Product Area	Male cable connector Bayonet connectors	serie 710	Pole Article number	8 99 9479 100 08
--------------	--------------------------------------------	-----------	---------------------	---------------------

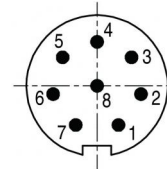
illustration



scale drawing



Contact Arrangement



	X	Y
1	0,90	-1,65
2	1,85	-0,35
3	1,45	1,20
4	0,00	1,85
5	-1,45	1,20
6	-1,85	-0,35
7	-0,90	-1,65
8	0,00	0,00

You can find the item description on the next page.

Technical data

Common values

Connector Design	Male cable connector
Connector locking system	BayonetLocking
Termination	solder
Wire gauge (mm)	0,14 mm ²
Wire gauge (AWG)	26
Cable outlet	3 - 4 mm
Upper temperature	+85 °C
Lower temperature	-40 °C

Material

Material of contact	CuZn (brass)
Contact plating	Au (gold)
Material of contact body	PA (UL 94 V-0)
Material of housing	PA (UL 94 HB)


Cable data

material housing	-
insulation single lead	-
single lead structure	-
conductor resistance	-

Electrical values

Rated voltage	125 V
Rated impulse voltage	1500 V
Pollution degree	I
Overvoltage category	II
Material group	III
Rated current (40°C)	1 A
Volume resistivity	≤ 3 mΩ
EMV compliance	not shieldable
Degree of protection	IP 40
Mechanical operation	>500 mating cycles

Contacts 8, Male cable connector, cable outlet
3 - 4 mm



Product Male cable connector
Area Bayonet connectors

serie 710

Pole 8
Article number 99 9479 100 08

Date: 2014-07-20 - Page 2 of 2

Item description

