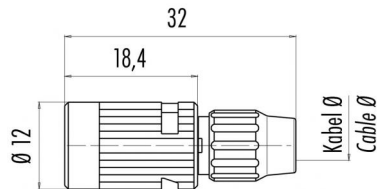


Product Area	Female cable connector Bayonet connectors	serie 710	Pole	7
			Article number	99 9476 102 07

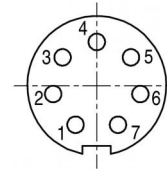
illustration



scale drawing



Contact Arrangement



	X	Y
1	-0,90	-1,65
2	-1,85	-0,35
3	-1,45	1,20
4	0,00	1,85
5	1,45	1,20
6	1,85	-0,35
7	0,90	-1,65

You can find the item description on the next page.

Technical data

Common values

Connector Design	Female cable connector
Connector locking system	BayonetHocking
Termination	solder
Wire gauge (mm)	0,14 mm ²
Wire gauge (AWG)	26
Cable outlet	4 - 5 mm
Upper temperature	+85 °C
Lower temperature	-40 °C

Electrical values

Rated voltage	125 V
Rated impulse voltage	1500 V
Pollution degree	I
Overvoltage category	II
Material group	III
Rated current (40°C)	1 A
Volume resistivity	≤ 3 mΩ
EMV compliance	not shieldable
Degree of protection	IP 40
Mechanical operation	>500 mating cycles


Material

Material of contact	CuSn (bronze)
Contact plating	Au (gold)
Material of contact body	PA (UL 94 V-0)
Material of housing	PA (UL 94 HB)

Cable data

material housing	-
insulation single lead	-
single lead structure	-
conductor resistance	-

Contacts 7, Female cable connector, cable outlet 4 - 5 mm



Product
Area

Female cable connector
Bayonet connectors

serie 710

Pole
Article number

7
99 9476 102 07

Item description

