

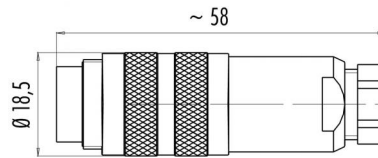
Product Male cable connector with cable clamp, cable outlet 4-6 mm
Area M16 connectors IP 67 serie 423

Pole 19
Article number 99 5461 00 19

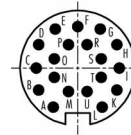
illustration



scale drawing

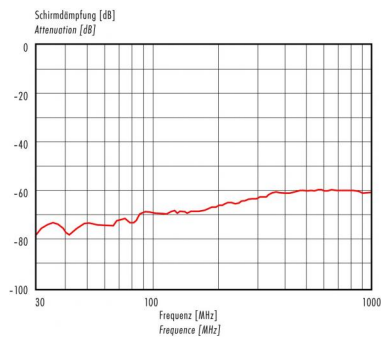


Contact Arrangement



| | X | Y |
|---|-------|-------|
| A | -2,50 | -4,00 |
| B | -4,00 | -2,25 |
| C | -4,25 | 0,00 |
| D | -4,00 | 2,40 |
| E | -2,30 | 4,00 |
| F | 0,00 | 4,25 |
| G | 2,30 | 4,00 |
| H | 4,00 | 2,40 |
| I | 4,25 | 0,00 |
| K | 4,00 | -2,25 |
| L | 2,50 | -4,00 |
| M | -0,95 | -2,40 |
| N | -2,40 | -0,95 |
| O | -2,40 | 0,95 |
| P | -0,95 | 2,40 |
| R | 0,95 | 2,40 |
| S | 2,40 | 0,95 |
| T | 2,40 | -0,95 |
| U | 0,95 | -2,40 |

Attenuation characteristic



You can find the item description and assembly instruction on the next page.

Technical data

Common values

| | |
|--------------------------|----------------------|
| Connector Design | Male cable connector |
| Connector locking system | Screw |
| Termination | solder |
| Wire gauge (mm) | 0,25 mm ² |
| Wire gauge (AWG) | 24 |
| Cable outlet | 4 - 6 mm |
| Upper temperature | +95 °C |
| Lower temperature | -40 °C |

Material

| | |
|--------------------------|----------------------------|
| Material of contact | CuZn (brass) |
| Contact plating | Au (gold) |
| Material of contact body | PBT (UL 94 V-0) |
| Material of housing | CUZn (brass nickel plated) |

Cable data

Contacts 19, male cable connector with cable clamp, shieldable, cable outlet 4 - 6 mm, gold plated contacts

Electrical values

| | |
|-----------------------|--------------------|
| Rated voltage | 60 V |
| Rated impulse voltage | 500 V |
| Pollution degree | 1 |
| Overvoltage category | I |
| Material group | III |
| Rated current (40°C) | 3 A |
| Volume resistivity | ≤ 3 mΩ |
| EMV compliance | shielded |
| Degree of protection | IP 67 |
| Mechanical operation | >500 mating cycles |



| | | | |
|--------------|---|---------------------|---------------------|
| Product Area | Male cable connector with cable clamp, cable outlet 4-6 mm M16 connectors IP 67 serie 423 | Pole Article number | 19 99 5461 00 19 |
|--------------|---|---------------------|---------------------|

Item description



Installation instructions / Mounting cutout

Gerade Version

(Ausführung mit Schirmklemmring)

1. Druckschraube, Klemmkorb, Dichtung, Distanzhülse und ersten Schirmklemmring auffädeln.
2. Litzen abisolieren, Schirm aufweiten und zweiten Schirmklemmring auffädeln.
3. Litzen anlöten, Distanzhülse montieren, die beiden Klemmringe mit dem Schirm zusammenschieben und überstehenden Schirm abschneiden.
4. Übrige Teile gemäß Darstellung montieren.

Straight version

(Version with shield clamping ring)

1. Bead pressing screw, pinch ring, seal, distance shell and first shield clamping ring on cable.
2. Strip wires, widen shield and bead second shield clamping ring.
3. Solder wires, snap distance shell, push the two shield clamping rings together and cutt off projecting shielding braid.
4. Assemble remaining parts according to picture.

