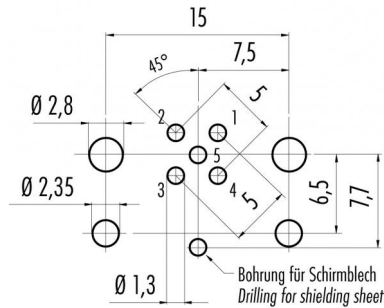


Product Area	Male receptacle for PCB assembly, straight M12 connectors B-Coding	serie 715/766	Pole	5
			Article number	99 4445 458 05

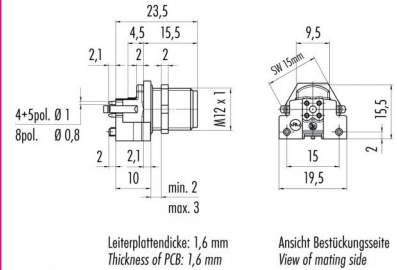
illustration



Conductor layout



scale drawing



You can find the assembly instruction on the next page.

Technical data

Common values

Connector Design	Male socket
Connector locking system	Screw
Termination	dip solder
Wire gauge (mm)	-
Wire gauge (AWG)	-
Upper temperature	+85 °C
Lower temperature	-40 °C

Electrical values

Rated voltage	125 V
Rated impulse voltage	1500 V
Pollution degree	3
Overvoltage category	II
Material group	II
Rated current (40°C)	4 A
Volume resistivity	≤ 3 mΩ
EMV compliance	not shielded
Degree of protection	IP 67
Mechanical operation	>100 mating cycles


Material

Material of contact	CuZn (brass)
Contact plating	Au (gold)
Material of contact body	PA
Material of housing	CUZn (brass nickel plated)

Cable data

material housing	-
insulation single lead	-
single lead structure	-
conductor resistance	-
bending radius cable fixed	-
bending radius cable movable	-

Contacts: 5, male receptacle for PCB assembly, straight with shielding sheet



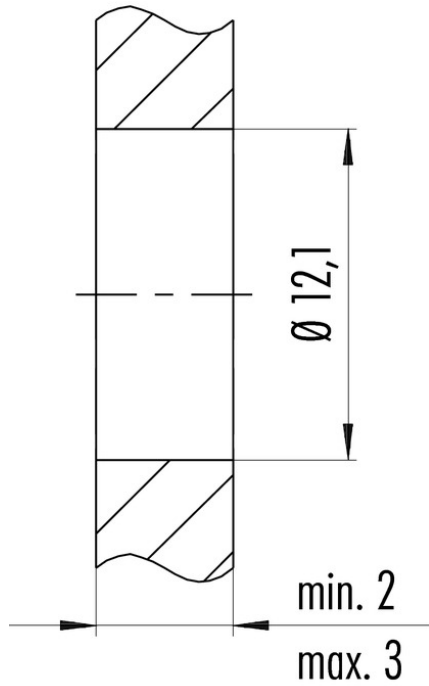
Product Male receptacle for PCB assembly, straight
Area M12 connectors B-Coding

serie 715/766

Pole 5
Article number 99 4445 458 05

Date: 2014-07-20 - Page 2 of 2

Installation instructions / Mounting cutout



Anzugsdrehmoment/*Tightening moment*
M12 x 1 6,25 Nm