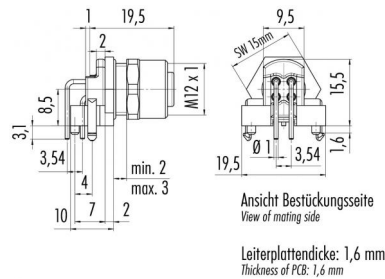


Product Area	Female receptacle for PCB assembly, angled M12 connectors B-Coding	serie 715/766	Pole	5
			Article number	99 4442 202 05

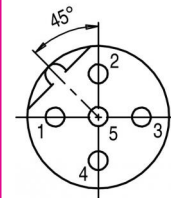
illustration



scale drawing



Contact Arrangement



	X	Y
1	-2,50	0,00
2	0,00	2,50
3	2,50	0,00
4	0,00	-2,50
5	0,00	0,00

You can find the assembly instruction on the next page.

Technical data

Common values

Connector Design	Female socket
Connector locking system	Screw
Wire gauge (mm)	-
Wire gauge (AWG)	-
Upper temperature	+85 °C
Lower temperature	-40 °C

Material

Material of contact	CuSn (bronze)
Contact plating	Au (gold)
Material of contact body	PA
Material of housing	CUZn (brass nickel plated)

Electrical values

Rated voltage	125 V
Rated impulse voltage	1500 V
Pollution degree	3
Overvoltage category	II
Material group	II
Rated current (40°C)	4 A
Volume resistivity	≤ 3 mΩ
Degree of protection	IP 68
Mechanical operation	>100 mating cycles

Cable data

material housing	-
insulation single lead	-
single lead structure	-
conductor resistance	-
bending radius cable fixed	-
bending radius cable movable	-

Contacts: 5, female receptacle for PCB assembly, angled



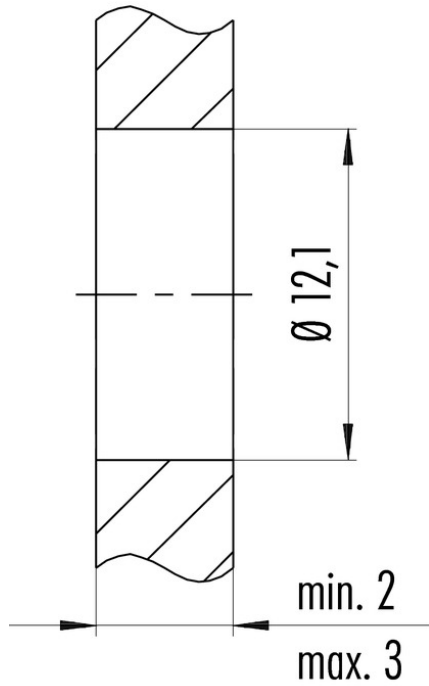
Product Area Female receptacle for PCB assembly, angled
M12 connectors B-Coding

serie 715/766

Pole 5
Article number 99 4442 202 05

Date: 2014-07-20 - Page 2 of 2

Installation instructions / Mounting cutout



Anzugsdrehmoment/*Tightening moment*
M12 x 1 6,25 Nm