

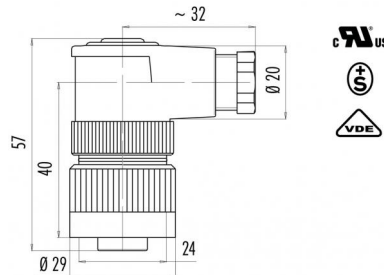
Product Female angled connector, PG 9 with VDE, SEV, UL approval
Area RD 24 connectors serie 693

Pole 6+PE
Article number 99 4202 70 07

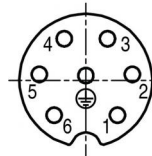
illustration



scale drawing



Contact Arrangement



	X	Y
1	3,25	-3,54
2	4,76	0,63
3	2,22	4,26
4	-2,22	4,26
5	-4,76	0,63
6	-3,25	-3,54
PE	0,00	0,50

You can find the item description on the next page.

Technical data

Common values

Connector Design	Female angled cable connector
Connector locking system	Screw
Termination	crimp
Wire gauge (mm)	0,14-1,5 mm ²
Wire gauge (AWG)	26-16
Cable outlet	6 - 8 mm
Upper temperature	+100 °C
Lower temperature	-40 °C

Material


Material of contact	CuSn (bronze), CuZN (brass)
Contact plating	Ag (silver)
Material of contact body	PBT (UL 94 V-0)
Material of housing	PBT (UL 94 V 0)

Cable data

Contacts 6+PE, female angled connector, PG 9 with VDE, SEV, UL approval, crimp

Electrical values

Rated voltage	250 V
Rated impulse voltage	4000 V
Pollution degree	3
Overvoltage category	III
Material group	III
Volume resistivity	≤ 5 mΩ
EMV compliance	not shielded
Degree of protection	IP 67
Mechanical operation	>500 mating cycles



Product Female angled connector, PG 9 with VDE, SEV, UL approval
Area RD 24 connectors serie 693

Pole 6+PE
Article number 99 4202 70 07

Date: 2014-07-20 - Page 2 of 2

Item description

