

Product Area Male receptacle for PCB assembly, angled
M12 connectors A-Coding

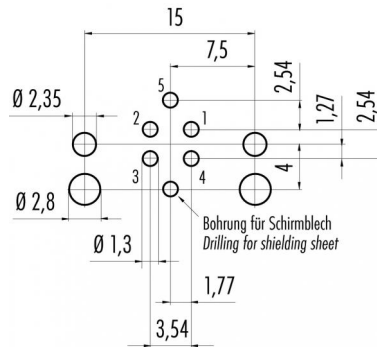
serie 713/763

Pole 5
Article number 99 3441 601 05

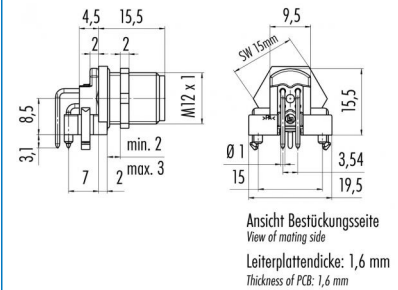
illustration



Conductor layout



scale drawing



You can find the assembly instruction on the next page.

Technical data

Common values

Connector Design	Male socket
Connector locking system	Screw
Termination	dip solder
Upper temperature	+85 °C
Lower temperature	-40 °C

Material

Material of contact	CuZn (brass)
Contact plating	Au (gold)
Material of contact body	PA
Material of housing	CUZn (brass nickel plated)

Electrical values

Rated voltage	125 V
Rated impulse voltage	1500 V
Pollution degree	3
Overvoltage category	II
Material group	III
Rated current (40°C)	4 A
Volume resistivity	≤ 3 mΩ
Degree of protection	IP 68
Mechanical operation	>100 mating cycles

Cable data

Contacts 5: Male receptacle for PCB assembly, angled, with shielding sheet



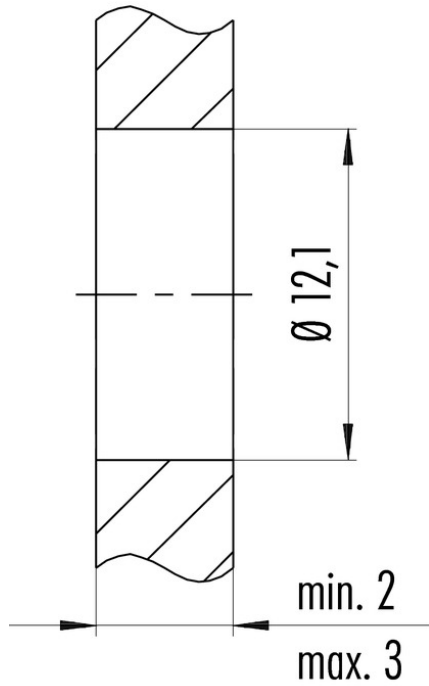
Product Male receptacle for PCB assembly, angled
Area M12 connectors A-Coding

serie 713/763

Pole 5
Article number 99 3441 601 05

Date: 2014-07-20 - Page 2 of 2

Installation instructions / Mounting cutout



Anzugsdrehmoment/Tightening moment
M12 x 1 6,25 Nm