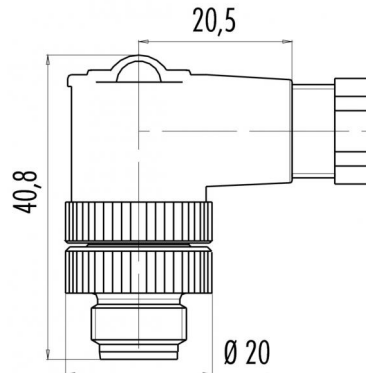


Product Area	Male angled connector 1/2" UNF M12 connectors US-Coding	serie 815	Pole Article number	2+PE 99 2429 52 03
--------------	--	-----------	---------------------	-----------------------

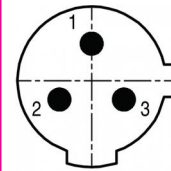
illustration



scale drawing



Contact Arrangement



	X	Y
1	0,00	1,90
2	-1,65	-0,95
3	1,65	-0,95

You can find the item description and assembly instruction on the next page.

Technical data

Common values

Connector Design	Male angled cable connector
Termination	screw
Wire gauge (mm)	0,75 mm ²
Wire gauge (AWG)	18
Cable outlet	6 - 8 mm
Upper temperature	+85 °C
Lower temperature	-25 °C

Material

Material of contact	CuZn (brass)
Contact plating	CuSnZn (Optalloy)
Material of contact body	PA
Material of housing	PA

Cable data

material housing	-
insulation single lead	-
single lead structure	-
conductor resistance	-
bending radius cable fixed	-
bending radius cable movable	-

Electrical values

Rated voltage	250 V
Rated impulse voltage	2500 V
Pollution degree	3
Overvoltage category	II
Material group	II
Rated current (40°C)	4 A
Volume resistivity	≤ 8 mΩ
EMV compliance	not shielded
Degree of protection	IP 67
Mechanical operation	> 50 mating cycles

Cable outlet: 6 - 8 mm, contacts: 2+PE, male angled connectoe 1/2" UNF



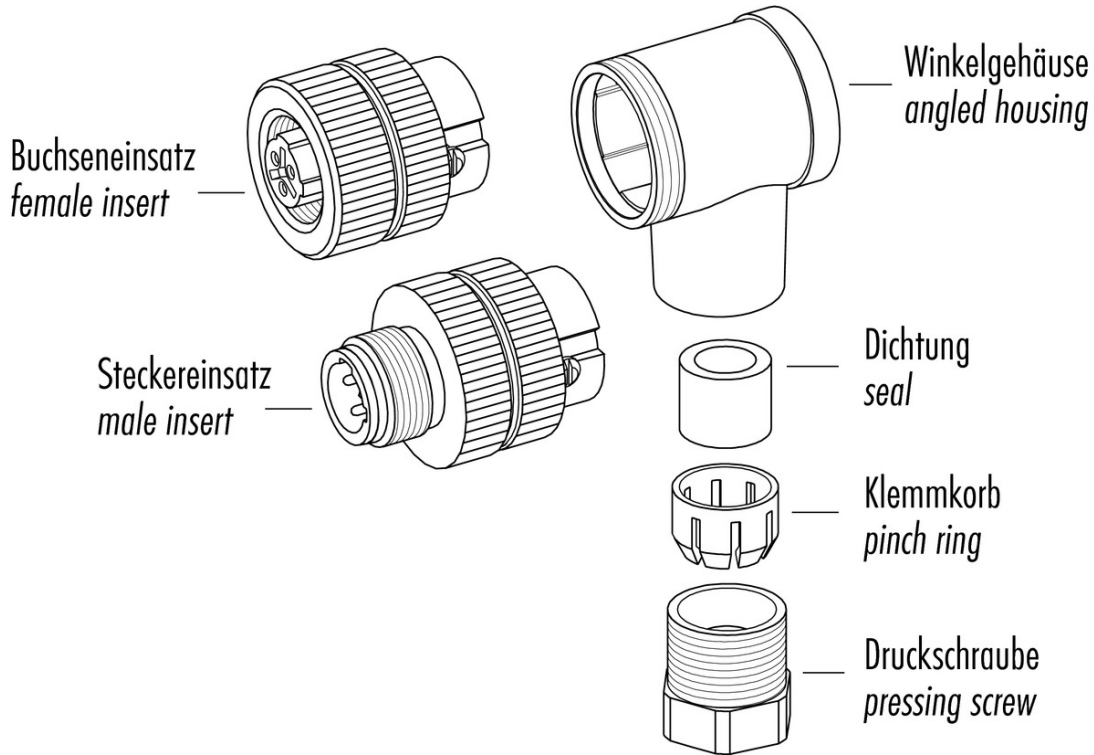
Product Area Male angled connector 1/2" UNF
M12 connectors US-Coding

serie 815

Pole 2+PE
Article number 99 2429 52 03

Date: 2014-07-20 - Page 2 of 2

Item description



Installation instructions / Mounting cutout

