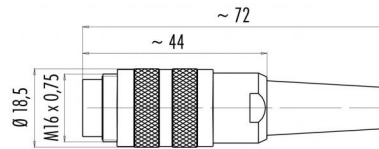


Product Area	Male cable connector with solder eye, cable outlet 6-8 mm M16 connectors IP 40	Pole Article number	24 99 2045 02 24
--------------	---	---------------------	---------------------

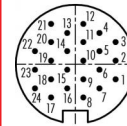
illustration



scale drawing



Contact Arrangement



	X	Y
1	4,00	-1,50
2	4,00	0,35
3	4,00	2,20
4	2,40	3,10
5	2,40	1,30
6	2,40	-0,55
7	2,40	-2,40
8	0,80	-3,30
9	0,80	-1,50
10	0,80	0,35
11	0,80	2,20
12	0,80	4,00
13	-0,80	3,10
14	-0,80	1,30
15	-0,80	-0,55
16	-0,80	-2,40
17	-2,40	-3,30
18	-2,40	-1,50
19	-2,40	0,35
20	-2,40	2,20
21	-2,40	4,00
22	-4,00	1,30
23	-4,00	-0,55
24	-4,00	-2,40

You can find the item description on the next page.

Technical data

Common values

Connector Design	Male cable connector
Connector locking system	Screw
Termination	solder
Wire gauge (mm)	0,14 mm ²
Wire gauge (AWG)	26
Cable outlet	6 - 7,8 mm
Upper temperature	+85 °C
Lower temperature	-40 °C

Material


Material of contact	CuZn (brass)
Contact plating	Au (gold)
Material of contact body	PBT (UL 94 V-0)
Material of housing	CUZn (brass nickel plated)

Cable data

Contacts 24, male cable connector with solder eye ring, shieldable, cable outlet 6 - 8 mm, gold plated contacts

Electrical values

Rated voltage	60 V
Rated impulse voltage	500 V
Pollution degree	I
Overvoltage category	I
Material group	III
Rated current (40°C)	1 A
Volume resistivity	≤ 3 mΩ
EMV compliance	shielded
Degree of protection	IP 40
Mechanical operation	>500 mating cycles



Product Male cable connector with solder eye, cable outlet 6-8 mm
Area M16 connectors IP 40 serie 581

Pole 24
Article number 99 2045 02 24

Date: 2014-07-20 - Page 2 of 2

Item description

