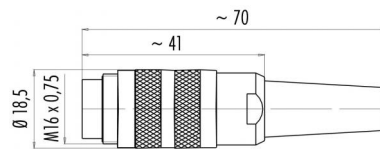


Product Area	Male cable connector with cable clamp, cable outlet 6-8 mm M16 connectors IP 40	Pole Article number	19 99 2041 20 19
--------------	--	---------------------	---------------------

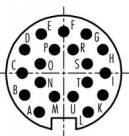
illustration



scale drawing

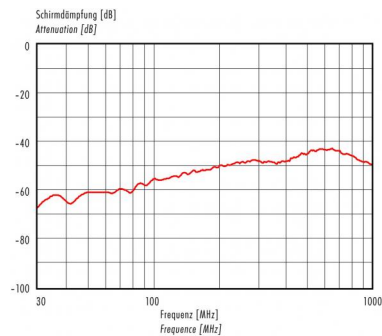


Contact Arrangement



	X	Y
A	-2,50	-4,00
B	-4,00	-2,25
C	-4,25	0,00
D	-4,00	2,40
E	-2,30	4,00
F	0,00	4,25
G	2,30	4,00
H	4,00	2,40
I	4,25	0,00
K	4,00	-2,25
L	2,50	-4,00
M	-0,95	-2,40
N	-2,40	-0,95
O	-2,40	0,95
P	-0,95	2,40
R	0,95	2,40
S	2,40	0,95
T	2,40	-0,95
U	0,95	-2,40

Attenuation characteristic



You can find the item description on the next page.

Technical data

Common values

Connector Design	Male cable connector
Connector locking system	Screw
Termination	solder
Wire gauge (mm)	0,25 mm ²
Wire gauge (AWG)	24
Cable outlet	6 - 7,8 mm
Upper temperature	+85 °C
Lower temperature	-40 °C

Material


Material of contact	CuZn (brass)
Contact plating	Au (gold)
Material of contact body	PBT (UL 94 V-0)
Material of housing	CUZn (brass nickel plated)

Cable data

Contacts 19, male cable connector with cable clamp, shieldable, cable outlet 6 - 8 mm, gold plated contacts

Electrical values

Rated voltage	60 V
Rated impulse voltage	500 V
Pollution degree	I
Overvoltage category	I
Material group	III
Rated current (40°C)	3 A
Volume resistivity	≤ 3 mΩ
EMV compliance	shielded
Degree of protection	IP 40
Mechanical operation	>500 mating cycles



Product Male cable connector with cable clamp, cable outlet 6-8 mm
Area M16 connectors IP 40 serie 581

Pole 19
Article number 99 2041 20 19

Date: 2014-07-20 - Page 2 of 2

Item description

