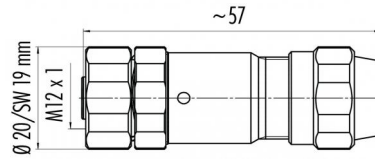


Product Area	Female cable connector, shieldable, screw termination, shielding ring, stainless steel version M12 connectors A-Coding serie 713	Pole Article number	8 99 1486 992 08
--------------	---	---------------------	---------------------

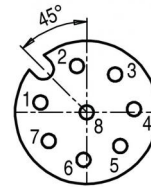
illustration



scale drawing

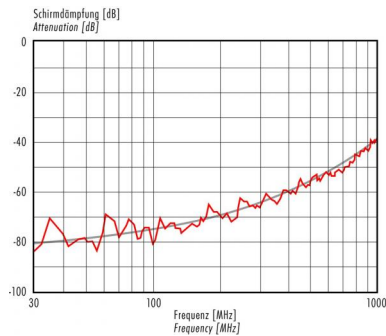


Contact Arrangement



	X	Y
1	-2,69	0,57
2	-0,57	2,69
3	1,66	2,20
4	2,75	0,19
5	1,94	-1,94
6	-0,19	-2,75
7	-2,20	-1,66
8	0,00	0,00

Attenuation characteristic



You can find the assembly instruction on the next page.

Technical data

Common values

Connector Design	Female cable connector
Connector locking system	Screw
Termination	screw
Wire gauge (mm)	0,50 mm ²
Wire gauge (AWG)	20
Cable outlet	6 - 8 mm
Upper temperature	+85 °C
Lower temperature	-40 °C

Material

Material of contact	CuZn (brass)
Contact plating	Au (gold)
Material of contact body	PA
Material of housing	stainless steel 1.4404

Cable data

number of pins 8: cable gland: 5.5 - 8.6 mm, female cable connector, shieldable, screw terminal connection, static ring version, stainless steel model

Electrical values

Rated voltage	60 V
Rated impulse voltage	800 V
Pollution degree	3
Overvoltage category	II
Material group	II
Rated current (40°C)	2 A
Volume resistivity	≤ 3 mΩ
Degree of protection	IP 67
Mechanical operation	>100 mating cycles



Product Area Female cable connector, shieldable, screw termination, shielding ring, stainless steel version
M12 connectors A-Coding serie 713

Pole 8
Article number 99 1486 992 08

Date: 2014-07-20 - Page 2 of 2

Installation instructions / Mounting cutout

