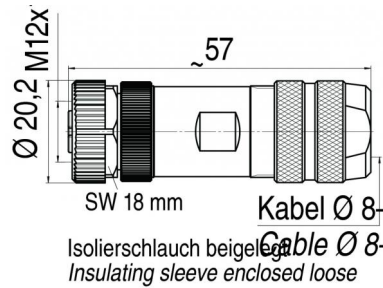


Product Area	Female cable connector, screw terminal connection, static ring version M12 connectors A-Coding serie 713	Pole	8
		Article number	99 1486 914 08

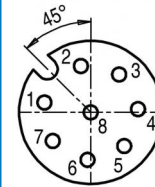
illustration



scale drawing



Contact Arrangement



	X	Y
1	-2,69	0,57
2	-0,57	2,69
3	1,66	2,20
4	2,75	0,19
5	1,94	-1,94
6	-0,19	-2,75
7	-2,20	-1,66
8	0,00	0,00

You can find the item description and assembly instruction on the next page.

Technical data

Common values

Connector Design	Female cable connector
Termination	screw
Wire gauge (mm)	0,50 mm ²
Wire gauge (AWG)	20
Cable outlet	8 - 10 mm
Upper temperature	+85 °C
Lower temperature	-40 °C

Material

Material of contact	CuZn (brass)
Contact plating	Au (gold)
Material of contact body	PA
Material of housing	brass, zinc diecasting, nickel plated

Cable data

Number of pins: 8, female cable connector, cable gland 8 - 10 mm, screw terminal connection, static ring version

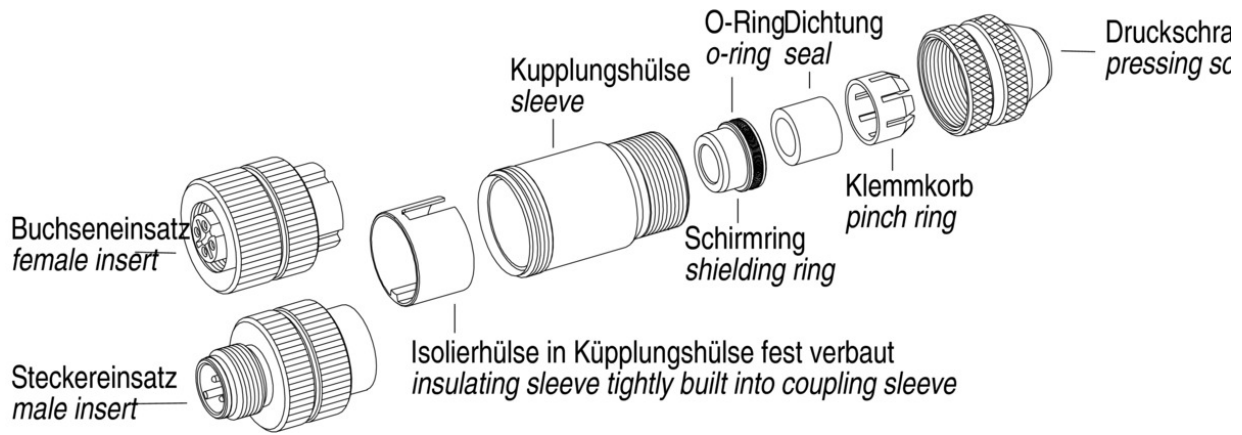
Electrical values

Rated voltage	60 V
Rated impulse voltage	800 V
Pollution degree	3
Overvoltage category	II
Material group	II
Rated current (40°C)	2 A
Volume resistivity	≤ 3 mΩ
Degree of protection	IP 67
Mechanical operation	>100 mating cycles

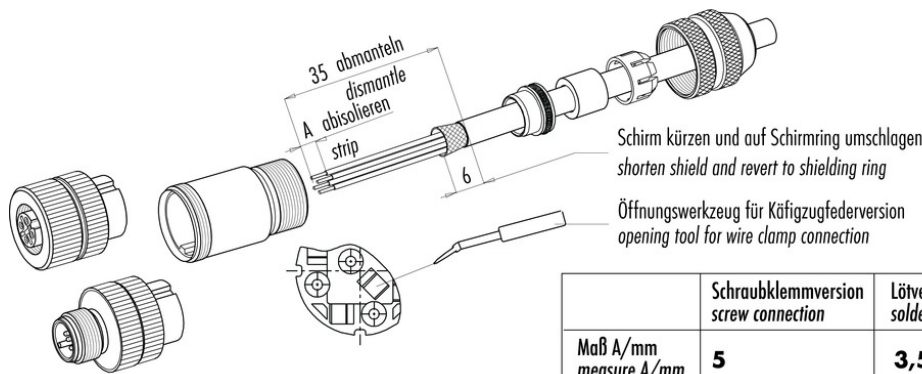


Product Area	Female cable connector, screw terminal connection, static ring version M12 connectors A-Coding serie 713	Pole Article number	8 99 1486 914 08
--------------	---	---------------------	---------------------

Item description



Installation instructions / Mounting cutout



	Schraubklemmversion screw connection	Lötversion solder version	Käfigzugfederversion wire clamp connection
Maß A/mm measure A/mm	5	3,5	7