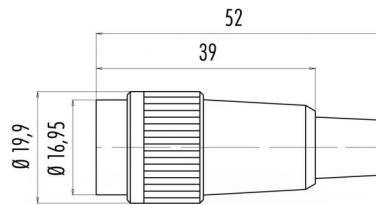


Product Area	Female cable connector, cable outlet 6-8 mm Bayonet connectors	serie 678	Pole Article number	24 99 0670 02 24
--------------	--	-----------	---------------------	------------------

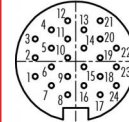
illustration



scale drawing



Contact Arrangement



	X	Y
1	-4,00	-1,50
2	-4,00	0,35
3	-4,00	2,20
4	-2,40	3,10
5	-2,40	1,30
6	-2,40	-0,55
7	-2,40	-2,40
8	-0,80	-3,30
9	-0,80	-1,50
10	-0,80	0,35
11	-0,80	2,20
12	-0,80	4,00
13	0,80	3,10
14	0,80	1,30
15	0,80	-0,55
16	0,80	-2,40
17	2,40	-3,30
18	2,40	-1,50
19	2,40	0,35
20	2,40	2,20
21	2,40	4,00
22	4,00	1,30
23	4,00	-0,55
24	4,00	-2,40

You can find the item description on the next page.

Technical data

Common values

Connector Design	Female cable connector
Connector locking system	BayonetHocking
Termination	solder
Wire gauge (mm)	0,14 mm ²
Wire gauge (AWG)	26
Cable outlet	6 - 8 mm
Upper temperature	+85 °C
Lower temperature	-40 °C

Material


Material of contact	CuSn (bronze)
Contact plating	Au (gold)
Material of contact body	PBT (UL 94 V-0)
Material of housing	PA (UL 94 V-0)

Cable data

Contacts 24, female cable connector, cable outlet 6 - 8 mm

Electrical values

Rated voltage	60 V
Rated impulse voltage	500 V
Pollution degree	I
Overvoltage category	I
Material group	III
Rated current (40°C)	1 A
Volume resistivity	≤ 3 mΩ
EMV compliance	not shielded
Degree of protection	IP 40
Mechanical operation	>500 mating cycles



Product Area	Female cable connector, cable outlet 6-8 mm Bayonet connectors	serie 678	Pole Article number	24 99 0670 02 24
--------------	---	-----------	---------------------	---------------------

Item description



Date: 2014-07-20 - Page 2 of 2