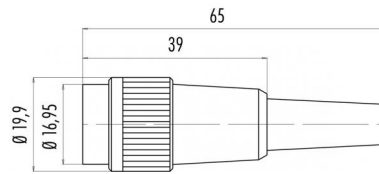


Product Area	Female cable connector, cable outlet 4-6 mm Bayonet connectors	serie 678	Pole Article number	19 99 0666 00 19
--------------	---	-----------	---------------------	---------------------

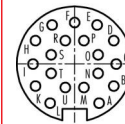
illustration



scale drawing



Contact Arrangement



	X	Y
A	2,50	-4,00
B	4,00	-2,25
C	4,25	0,00
D	4,00	2,40
E	2,30	4,00
F	0,00	4,25
G	-2,30	4,00
H	-4,00	2,40
I	-4,25	0,00
K	-4,00	-2,25
L	-2,50	-4,00
M	0,95	-2,40
N	2,40	-0,95
O	2,40	0,95
P	0,95	2,40
R	-0,95	2,40
S	-2,40	0,95
T	-2,40	-0,95
U	-0,95	-2,40

You can find the item description on the next page.

Technical data

Common values

Connector Design	Female cable connector
Connector locking system	BayonetHocking
Termination	solder
Wire gauge (mm)	0,25 mm ²
Wire gauge (AWG)	24
Cable outlet	4 - 6 mm
Upper temperature	+85 °C
Lower temperature	-40 °C

Material


Material of contact	CuSn (bronze)
Contact plating	Au (gold)
Material of contact body	PBT (UL 94 V-0)
Material of housing	PA (UL 94 V-0)

Cable data

Contacts 19, female cable connector, cable outlet 4 - 6 mm

Electrical values

Rated voltage	60 V
Rated impulse voltage	500 V
Pollution degree	I
Overvoltage category	I
Material group	III
Rated current (40°C)	3 A
Volume resistivity	≤ 3 mΩ
EMV compliance	not shielded
Degree of protection	IP 40
Mechanical operation	>500 mating cycles



Product Area	Female cable connector, cable outlet 4-6 mm Bayonet connectors	serie 678	Pole Article number	19 99 0666 00 19
--------------	---	-----------	---------------------	---------------------

Item description



Date: 2014-07-20 - Page 2 of 2