

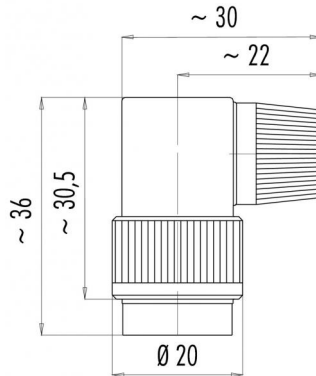
Product Female angled connector, cable outlet 6-8 mm
Area Bayonet connectors serie 678

Pole 19
Article number 99 0654 72 14

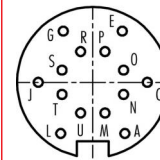
illustration



scale drawing



Contact Arrangement



	X	Y
A	2,50	-4,00
C	4,25	0,00
E	2,30	4,00
G	-2,30	4,00
J	-4,25	0,00
L	-2,50	4,00
M	0,95	-2,40
N	2,40	-0,95
O	2,40	0,95
P	0,95	2,40
R	-0,95	2,40
S	-2,40	0,95
T	-2,40	-0,95
U	-0,95	-2,40

You can find the item description on the next page.

Technical data

Common values

Connector Design	Female angled cable connector
Connector locking system	BayonetHocking
Termination	solder
Wire gauge (mm)	0,25 mm ²
Wire gauge (AWG)	24
Cable outlet	6 - 8 mm
Upper temperature	+85 °C
Lower temperature	-40 °C

Material


Material of contact	CuSn (bronze)
Contact plating	Au (gold)
Material of contact body	PBT (UL 94 V-0)
Material of housing	PA (UL 94 V-0)

Cable data

Contacts 14, female angled connector, cable outlet 6 - 8 mm

Electrical values

Rated voltage	60 V
Rated impulse voltage	500 V
Pollution degree	I
Overvoltage category	I
Material group	III
Rated current (40°C)	3 A
Volume resistivity	≤ 3 mΩ
EMV compliance	not shielded
Degree of protection	IP 40
Mechanical operation	>500 mating cycles



Product Area Female angled connector, cable outlet 6-8 mm Bayonet connectors serie 678

Pole 19
Article number 99 0654 72 14

Date: 2014-07-20 - Page 2 of 2

Item description

