

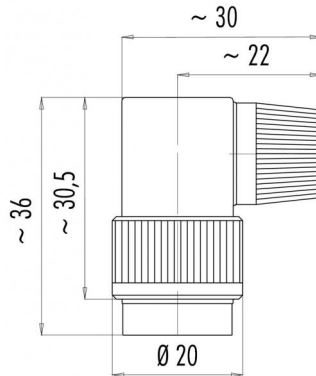
Product Female angled connector, cable outlet 4-6 mm  
Area Bayonet connectors serie 678

Pole 12  
Article number 99 0650 70 12

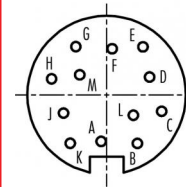
illustration



scale drawing



Contact Arrangement



	X	Y
A	-0,41	-3,45
B	2,29	-3,61
C	4,10	-1,21
D	3,20	1,34
E	2,71	3,59
F	0,41	3,45
G	-2,29	3,61
H	-4,10	1,21
J	-3,20	-1,34
K	-2,71	-3,59
L	-2,00	-1,51
M	-2,00	1,51

You can find the item description on the next page.

Technical data

Common values

Connector Design	Female angled cable connector
Connector locking system	BayonetHocking
Termination	solder
Wire gauge (mm)	0,25 mm <sup>2</sup>
Wire gauge (AWG)	24
Cable outlet	4 - 6 mm
Upper temperature	+85 °C
Lower temperature	-40 °C

Material


Material of contact	CuSn (bronze)
Contact plating	Au (gold)
Material of contact body	PBT (UL 94 V-0)
Material of housing	PA (UL 94 V-0)

Cable data

Contacts 12, female angled connector, cable outlet 4 - 6 mm

Electrical values

Rated voltage	60 V
Rated impulse voltage	500 V
Pollution degree	1
Overvoltage category	I
Material group	III
Rated current (40°C)	3 A
Volume resistivity	≤ 3 mΩ
EMV compliance	not shielded
Degree of protection	IP 40
Mechanical operation	>500 mating cycles



Product Area	Female angled connector, cable outlet 4-6 mm Bayonet connectors	serie 678	Pole	12
			Article number	99 0650 70 12

Item description

