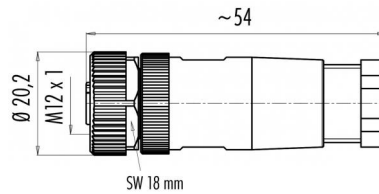


Product Area	Female cable connector with wire clamp connection M12 connectors A-Coding serie 713	Pole	5
		Article number	99 0536 12 05

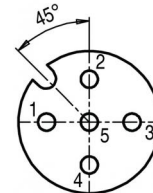
illustration



scale drawing



Contact Arrangement



	X	Y
1	-2,50	0,00
2	0,00	2,50
3	2,50	0,00
4	0,00	-2,50
5	0,00	0,00

You can find the item description and assembly instruction on the next page.

Technical data

Common values

Connector Design	Female cable connector
Connector locking system	Screw
Termination	wire clamp
Wire gauge (mm)	0,50 mm ²
Wire gauge (AWG)	20
Cable outlet	6 - 8 mm
Upper temperature	+85 °C
Lower temperature	-40 °C

Material

Material of contact	CuSn (bronze)
Contact plating	Au (gold)
Material of contact body	PA
Material of housing	zinc diecasting, nickel plated, PA

Cable data

Contacts 5: cable outlet: 6-8 mm, Female cable connector with wire clamp connection

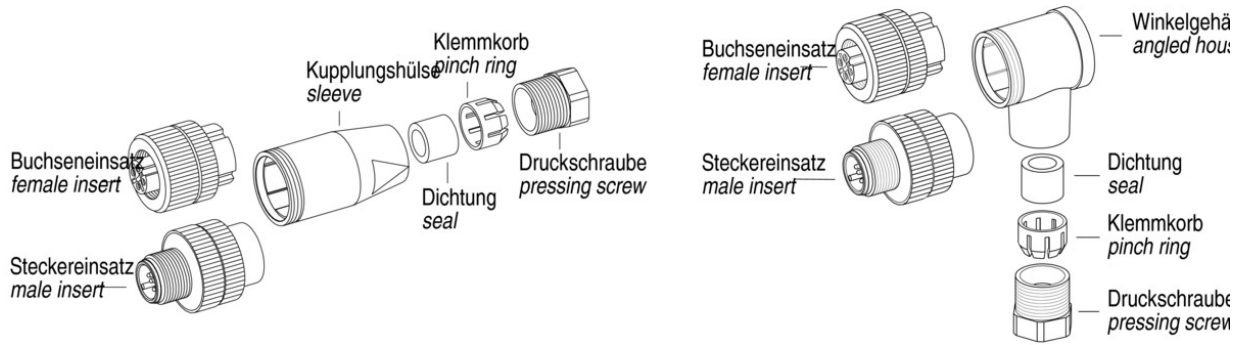
Electrical values

Rated voltage	125 V
Rated impulse voltage	1500 V
Pollution degree	3
Overvoltage category	II
Material group	III
Rated current (40°C)	4 A
Volume resistivity	≤ 3 mΩ
Degree of protection	IP 67
Mechanical operation	>100 mating cycles

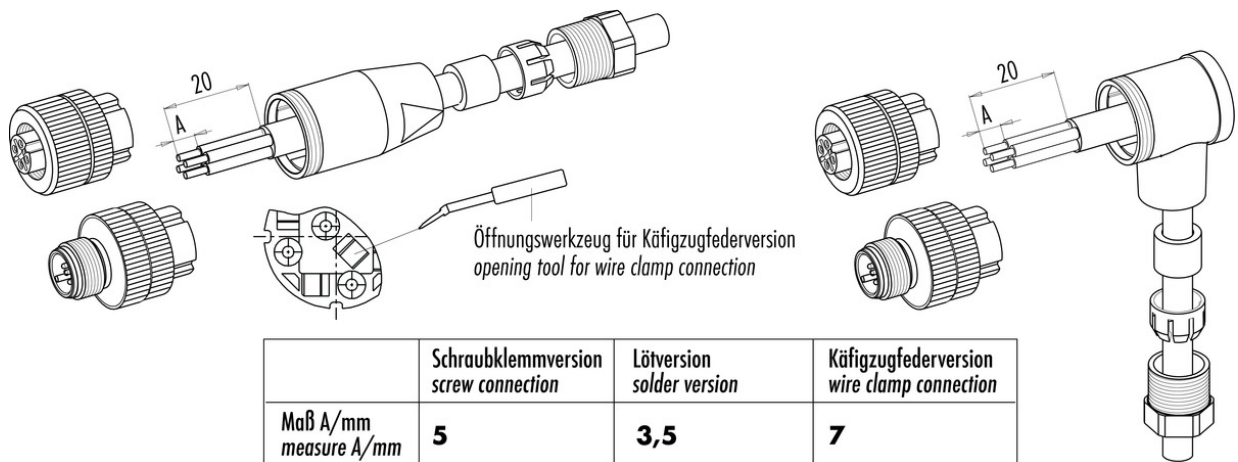


Product Area	Female cable connector with wire clamp connection M12 connectors A-Coding serie 713	Pole	5
		Article number	99 0536 12 05

Item description



Installation instructions / Mounting cutout



	Schraubklemmversion screw connection	Lötversion solder version	Käfigzugfederversion wire clamp connection
Maß A/mm measure A/mm	5	3,5	7