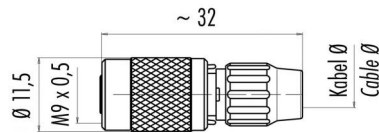


Product Area	Female cable connector M9 connectors IP 40	serie 711	Pole Article number	7 99 0476 100 07
--------------	---	-----------	---------------------	---------------------

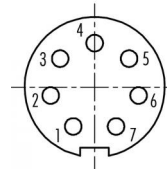
illustration



scale drawing



Contact Arrangement



	X	Y
1	0,90	-1,65
2	1,85	-0,35
3	1,45	1,20
4	0,00	1,85
5	-1,45	1,20
6	-1,85	-0,35
7	-0,90	-1,65

You can find the item description on the next page.

Technical data

Common values

Connector Design	Female cable connector
Connector locking system	Screw
Termination	solder
Wire gauge (mm)	0,14 mm <sup>2</sup>
Wire gauge (AWG)	26
Cable outlet	3 - 4 mm
Upper temperature	+85 °C
Lower temperature	-40 °C

Material

Material of contact	CuSn (bronze)
Contact plating	Au (gold)
Material of contact body	PA (UL 94 V-0)
Material of housing	PA (UL 94 VH-B)

Cable data

material housing	-
insulation single lead	-
single lead structure	-
conductor resistance	-

Electrical values

Rated voltage	125 V
Rated impulse voltage	1500 V
Pollution degree	1
Overvoltage category	II
Material group	III
Rated current (40°C)	1 A
Volume resistivity	≤ 3 mΩ
EMV compliance	not shieldable
Degree of protection	IP 40
Mechanical operation	>500 mating cycles

Contacts 7, Female cable connector, cable outlet 3 - 4 mm

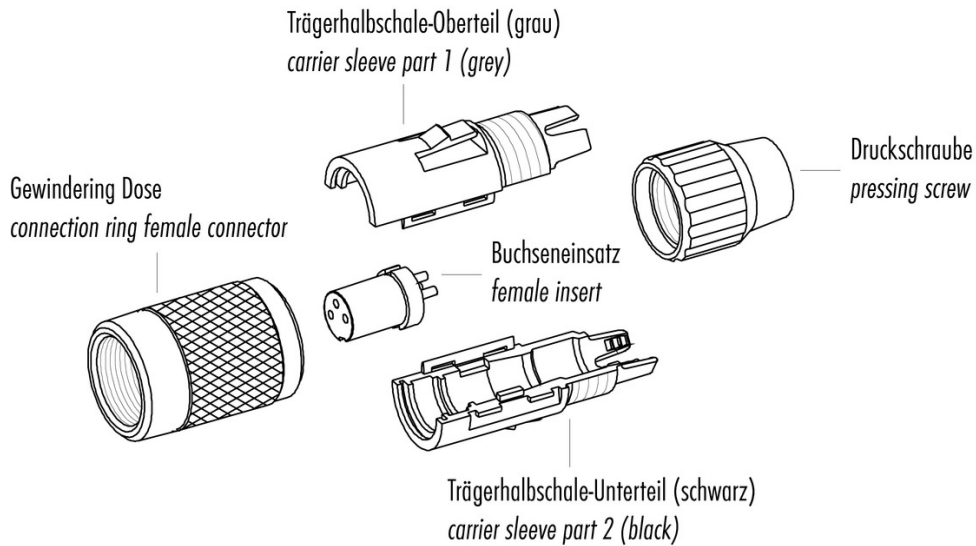


Product Area Female cable connector  
M9 connectors IP 40

serie 711

Pole 7  
Article number 99 0476 100 07

Item description



**Achtung:** max. Drehmoment des Gewindinges im Flanschsteckverbinder: 50cNm (handfest)  
**Attention:** max. torque of ring nut in socket connector: 50cNm (manual adjustment)