

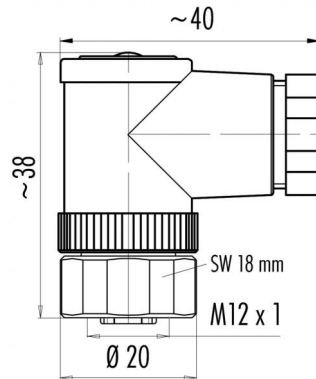
Product Female angled connector, stainless steel locking system, screw termination, contact surface gold
Area M12 connectors A-Coding serie 713

Pole 5
Article number 99 0436 292 05

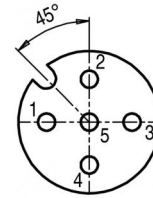
illustration



scale drawing



Contact Arrangement



	X	Y
1	-2,50	0,00
2	0,00	2,50
3	2,50	0,00
4	0,00	-2,50
5	0,00	0,00

You can find the item description and assembly instruction on the next page.

Technical data

Common values

Connector Design	Female angled cable connector
Connector locking system	Screw
Termination	screw
Wire gauge (mm)	0,75 mm ²
Wire gauge (AWG)	18
Cable outlet	6 - 8 mm
Upper temperature	+85 °C
Lower temperature	-40 °C

Material


Material of contact	CuZn (brass)
Contact plating	Au (gold)
Material of contact body	PA
Material of housing	PBT

Cable data

Contacts 5: cable outlet: 6-8 mm, Female angled connector, stainless steel locking system, screw termination, contact surface gold

Electrical values

Rated voltage	125 V
Rated impulse voltage	1500 V
Pollution degree	3
Overvoltage category	II
Material group	II
Rated current (40°C)	4 A
Volume resistivity	≤ 3 mΩ
Degree of protection	IP 67
Mechanical operation	>100 mating cycles



Product	Female angled connector, stainless steel locking system, screw termination, contact surface gold	Pole	5
Area	M12 connectors A-Coding serie 713	Article number	99 0436 292 05

Item description



Installation instructions / Mounting cutout

