

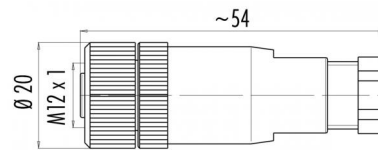
Product Area Female cable connector, plastic locking system, screw termination
M12 connectors B-Coding serie 715

Pole 4
Article number 99 0430 15 04

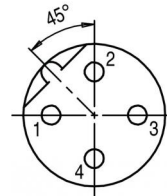
illustration



scale drawing

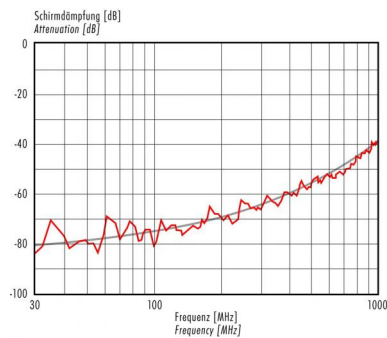


Contact Arrangement



	X	Y
1	-2,50	0,00
2	0,00	2,50
3	2,50	0,00
4	0,00	-2,50

Attenuation characteristic



You can find the item description and assembly instruction on the next page.

Technical data

Common values

Connector Design	Female cable connector
Connector locking system	Screw
Termination	screw
Wire gauge (mm)	0,75 mm ²
Wire gauge (AWG)	18
Cable outlet	4 - 6 mm
Upper temperature	+85 °C
Lower temperature	-40 °C

Material

Material of contact	CuZn (brass)
Contact plating	CuSnZn (Optalloy)
Material of contact body	PA
Material of housing	PA/zinc diecasting, nickel plated, PA

Cable data

material housing	-
insulation single lead	-
single lead structure	-
conductor resistance	-
bending radius cable fixed	-
bending radius cable movable	-

Electrical values

Rated voltage	250 V
Rated impulse voltage	2500 V
Pollution degree	3
Overvoltage category	II
Material group	III
Rated current (40°C)	4 A
Volume resistivity	≤ 8 mΩ
EMV compliance	not shielded
Degree of protection	IP 67
Mechanical operation	> 50 mating cycles

Cabel outlet: 4 - 6 mm, contacts: 4, female
cabel connector, plastic locking system, screw
termination



Product Area	Female cable connector, plastic locking system, screw termination M12 connectors B-Coding serie 715	Pole	4
		Article number	99 0430 15 04

Item description



Installation instructions / Mounting cutout

