

Product Female cable connector
Area M9 connectors IP 40

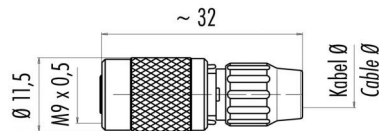
serie 711

Pole 3
Article number 99 0076 102 03

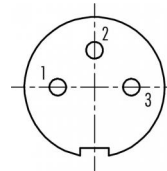
illustration



scale drawing



Contact Arrangement



| | X | Y |
|---|-------|------|
| 1 | -1,55 | 0,00 |
| 2 | 0,00 | 1,55 |
| 3 | 1,55 | 0,00 |

You can find the item description on the next page.

Technical data

Common values

| | |
|--------------------------|------------------------|
| Connector Design | Female cable connector |
| Connector locking system | Screw |
| Termination | solder |
| Wire gauge (mm) | 0,25 mm ² |
| Wire gauge (AWG) | 24 |
| Cable outlet | 4 - 5 mm |
| Upper temperature | +85 °C |
| Lower temperature | -40 °C |

Electrical values

| | |
|-----------------------|--------------------|
| Rated voltage | 125 V |
| Rated impulse voltage | 1500 V |
| Pollution degree | I |
| Overvoltage category | II |
| Material group | III |
| Rated current (40°C) | 4 A |
| Volume resistivity | ≤ 3 mΩ |
| EMV compliance | not shieldable |
| Degree of protection | IP 40 |
| Mechanical operation | >500 mating cycles |

Material

| | |
|--------------------------|-----------------|
| Material of contact | CuSn (bronze) |
| Contact plating | Au (gold) |
| Material of contact body | PA (UL 94 V-0) |
| Material of housing | PA (UL 94 VH-B) |

Cable data

| | |
|------------------------|---|
| material housing | - |
| insulation single lead | - |
| single lead structure | - |
| conductor resistance | - |

Contacts 3, Female cable connector, cable outlet 4 - 5 mm



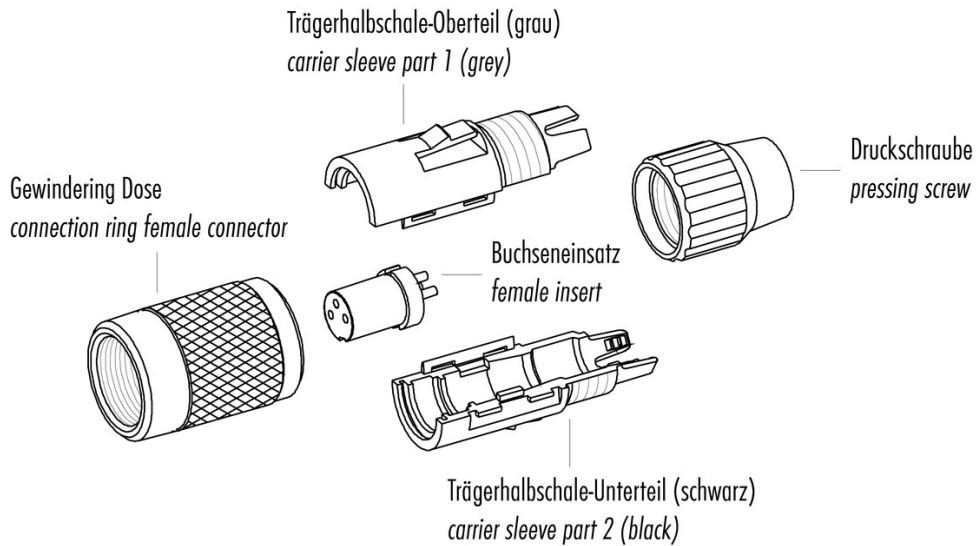
Product Area Female cable connector
M9 connectors IP 40

serie 711

Pole 3
Article number 99 0076 102 03

Date: 2014-07-20 - Page 2 of 2

Item description



Achtung: max. Drehmoment des Gewindinges im Flanschsteckverbinder: 50cNm (handfest)
Attention: max. torque of ring nut in socket connector: 50cNm (manual adjustment)