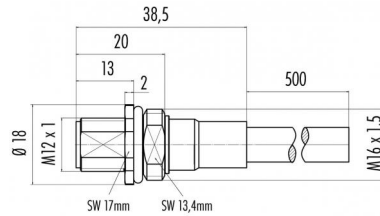


Product Area	Flange plug connector, M16, with shielded PUR cable M12 connectors A-Coding serie 713/763	Pole	8
		Article number	70 3481 785 08

illustration



scale drawing



Contact Arrangement

geschirmt/ shielded	nicht geschirmt/ not shielded
1 weiß/white	1 weiß/white
2 braun/brown	2 braun/brown
3 grün/green	3 grün/green
4 gelb/yellow	4 gelb/yellow
5 grau/grey	5 grau/grey
6 rosa/pink	6 rosa/pink
7 blau/blue	7 blau/blue
8 rot/red	8 Schirm/shield
Gehäuse-Schirm/ Housing-shield	

You can find the assembly instruction on the next page.

Technical data

Common values

Connector Design	Male socket
Termination	PUR cable
Wire gauge (mm)	0,25 mm ²
Wire gauge (AWG)	24
Upper temperature	+70 °C
Lower temperature	-5 °C

Material

Material of contact	CuZn (brass)
Contact plating	Au (gold)
Material of contact body	PA
Material of housing	brass, zinc diecasting, nickel plated

Electrical values

Rated voltage	60 V
Rated impulse voltage	800 V
Pollution degree	3
Overvoltage category	II
Material group	II
Rated current (40°C)	4 A
Volume resistivity	≤ 3 mΩ
Degree of protection	IP 68
Mechanical operation	>100 mating cycles

Cable data

cable diameter	6
----------------	---

number of pins 8, flange plug connector M16 x 1.5, with shielded PUR cable



Product Flange plug connector, M16, with shielded PUR cable
Area M12 connectors A-Coding serie 713/763

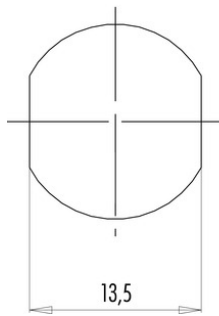
Pole 8
Article number 70 3481 785 08

Date: 2014-07-20 - Page 2 of 2

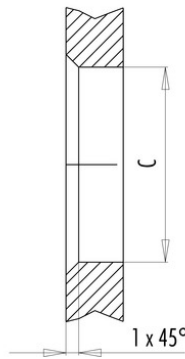
Installation instructions / Mounting cutout

Mit Fläche als Verdrehschutz
With flats as anti-rotation device

PG 9/M16 x 1,5



Mit Durchgangsbohrung
With bore hole



Mit Gewinde, einschraubbar
With thread to screw in



alternativ/alternativ

	A	B	C
PG 9	PG 9	16,2	15,3
PG 13,5	PG 13,5	21,5	20,5
M16x1,5	M16x1,5	17,0	16,1
M20x1,5	M20x1,5	21,0	20,1

Anzugsdrehmoment/Tightening moment

Metallgehäuse/Metal housing 6,25 Nm
Kunststoffgehäuse/Plastic housing 3,75 Nm