

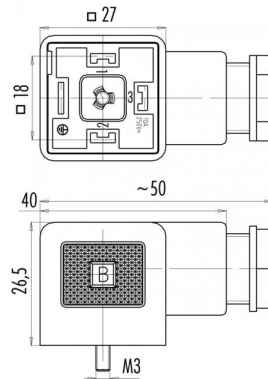
Product Female power connector with strain relief DIN EN 175301-803, low housing, Cable outlet
6 - 8 mm
Area Size A serie 210/A

Pole 3+PE
Article number 43 1772 006 04

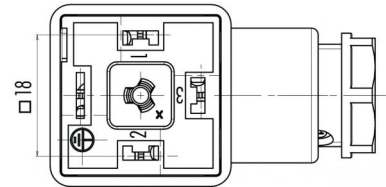
illustration



scale drawing



Contact Arrangement



You can find the item description on the next page.

Technical data

Common values

Connector Design	female connector
Connector locking system	central screw
Termination	screw
Wire gauge (mm)	min. 0.34 mm ² , max. 1.5 mm ²
Wire gauge (AWG)	min. AWG 22, max. AWG 16
Cable outlet	6 - 8 mm
Upper temperature	+120 °C
Lower temperature	-30 °C

Electrical values

Rated voltage	250 V
Rated impulse voltage	4000 V
Pollution degree	3
Overvoltage category	III
Material group	III
Rated current (40°C)	10 A
Volume resistivity	≤ 15 mΩ
EMV compliance	not shielded
Degree of protection	IP 65
Mechanical operation	> 50 mating cycles


Material

Material of contact	CuSn (bronze)
Contact plating	Ni (nickel)
Material of contact body	PA (UL 94 HB)
Material of housing	PA (UL 94 HB)

Cable data

material housing	-
insulation single lead	-
single lead structure	-
conductor resistance	-
bending radius cable fixed	-
bending radius cable movable	-

Contacts: 3+PE, Female power connector with strain relief DIN EN 175301-803, low housing, Cable outlet 6 - 8 mm



Product	Female power connector with strain relief DIN EN 175301-803, low housing, Cable outlet 6-8 mm	Pole	3+PE
Area	Size A	serie 210/A	Article number 43 1772 006 04

Item description

