

Product Area Female cable connector with strain relief
Snap-in connectors IP 40

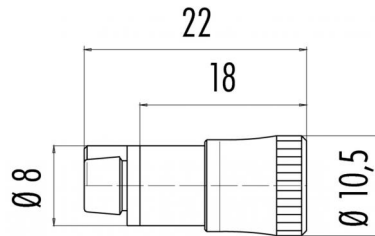
serie 719

Pole 4
Article number 09 9764 71 04

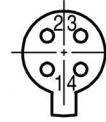
illustration



scale drawing



Contact Arrangement



	X	Y
1	-1,06	-1,06
2	-1,06	1,06
3	1,06	1,06
4	1,06	-1,06

You can find the item description on the next page.

Technical data

Common values

Connector Design	Female cable connector
Connector locking system	Snap-in locking
Termination	solder
Wire gauge (mm)	0,25 mm ²
Wire gauge (AWG)	24
Cable outlet	max. 5 mm
Upper temperature	+70 °C
Lower temperature	-25 °C

Electrical values

Rated voltage	60 V
Rated impulse voltage	800 V
Pollution degree	I
Overvoltage category	II
Material group	III
Rated current (40°C)	3 A
Volume resistivity	≤ 3 mΩ
EMV compliance	not shieldable
Degree of protection	IP 40
Mechanical operation	>100 mating cycles

Material

Material of contact	CuSn (bronze)
Contact plating	Au (gold)
Material of contact body	PA
Material of housing	PA

Cable data

material housing	-
insulation single lead	-
single lead structure	-
conductor resistance	-

Contacts 4, Female cable connector with strain relief, max. cable-Ø 5 mm



Product Area Female cable connector with strain relief
Snap-in connectors IP 40

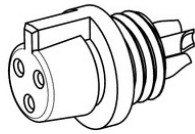
serie 719

Pole 4
Article number 09 9764 71 04

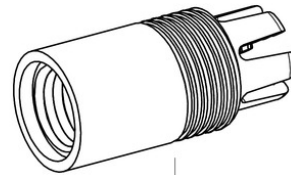
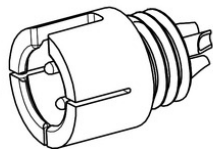
Date: 2014-07-20 - Page 2 of 2

Item description


Buchseinsatz
female insert



Steckereinsatz
male insert



Klemmkorb
pinch ring



Druckschraube
pressing screw