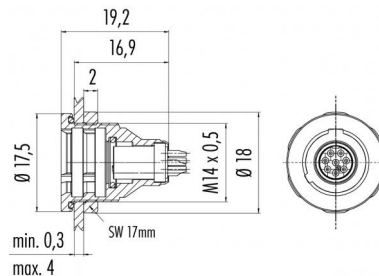


Product Area	Female socket IP 67 Push-Pull connectors	serie 430	Pole Article number	8 09 4932 015 08
--------------	---	-----------	---------------------	---------------------

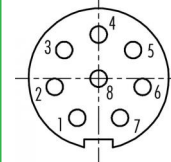
illustration



scale drawing



Contact Arrangement



	X	Y
1	-0,90	-1,65
2	-1,85	-0,35
3	-1,45	1,20
4	0,00	1,85
5	1,45	1,20
6	1,85	-0,35
7	0,90	-1,65
8	0,00	0,00

You can find the item description and assembly instruction on the next page.

Technical data

Common values

Connector Design	Female socket
Connector locking system	Push-Pull locking
Termination	solder
Wire gauge (mm)	0,14 mm ²
Wire gauge (AWG)	26
Cable outlet	-
Upper temperature	+85 °C
Lower temperature	-40 °C

Electrical values

Rated voltage	125 V
Rated impulse voltage	1500 V
Pollution degree	2
Overvoltage category	I
Material group	II
Rated current (40°C)	1 A
Volume resistivity	≤ 5 mΩ
EMV compliance	shieldable
Degree of protection	IP 67
Mechanical operation	>500 mating cycles


Material

Material of contact	CuSn (bronze)
Contact plating	Au (gold)
Material of contact body	PBT, PA
Material of housing	CUZn (brass nickel plated)

Cable data

material housing	-
insulation single lead	-
single lead structure	-
conductor resistance	-

Contacts 8, Female socket IP 67



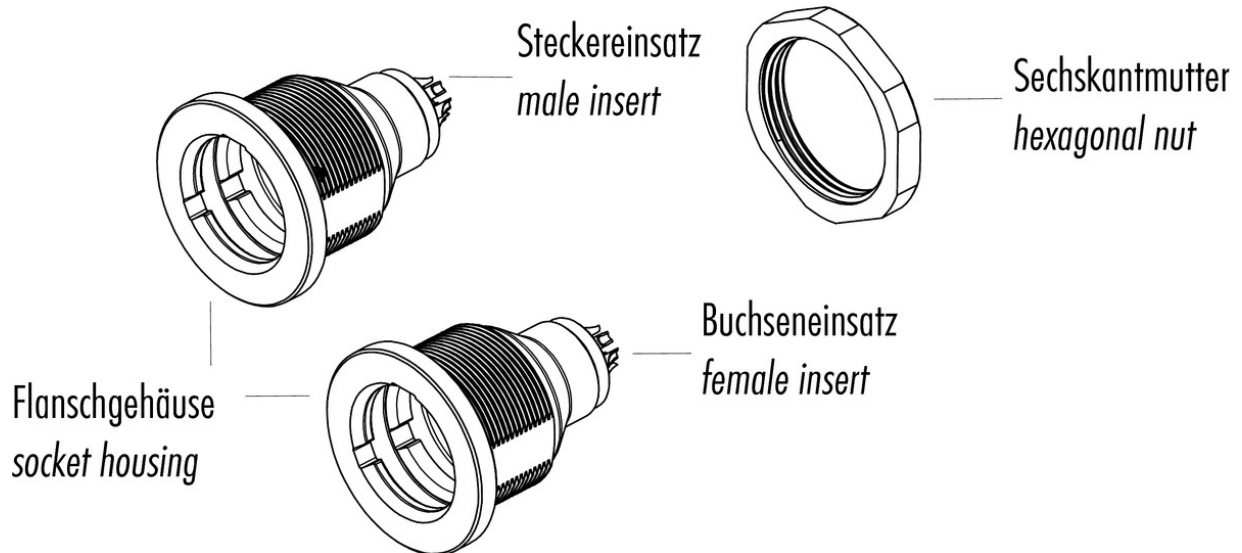
Product Area Female socket IP 67
Push-Pull connectors

serie 430

Pole 8
Article number 09 4932 015 08

Date: 2014-07-20 - Page 2 of 2

Item description



Installation instructions / Mounting cutout

