

Product Female socket IP 40  
Area Push-Pull connectors

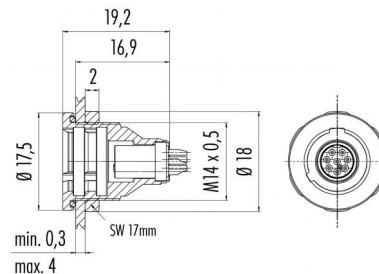
serie 430

Pole 3  
Article number 09 4908 025 03

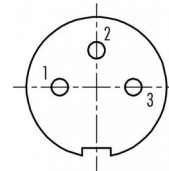
illustration



scale drawing



Contact Arrangement



	X	Y
1	-1,55	0,00
2	0,00	1,55
3	1,55	0,00

You can find the item description and assembly instruction on the next page.

Technical data

Common values

Connector Design	Female socket
Connector locking system	Push-Pull locking
Termination	solder
Wire gauge (mm)	0,25 mm <sup>2</sup>
Wire gauge (AWG)	24
Cable outlet	-
Upper temperature	+85 °C
Lower temperature	-40 °C

Electrical values

Rated voltage	125 V
Rated impulse voltage	1500 V
Pollution degree	2
Overvoltage category	I
Material group	II
Rated current (40°C)	4 A
Volume resistivity	≤ 5 mΩ
EMV compliance	shieldable
Degree of protection	IP 40
Mechanical operation	>500 mating cycles

Material

Material of contact	CuSn (bronze)
Contact plating	Au (gold)
Material of contact body	PBT, PA
Material of housing	CUZn (brass nickel plated)

Cable data

material housing	-
insulation single lead	-
single lead structure	-
conductor resistance	-

Contacts 3, Female socket IP 40



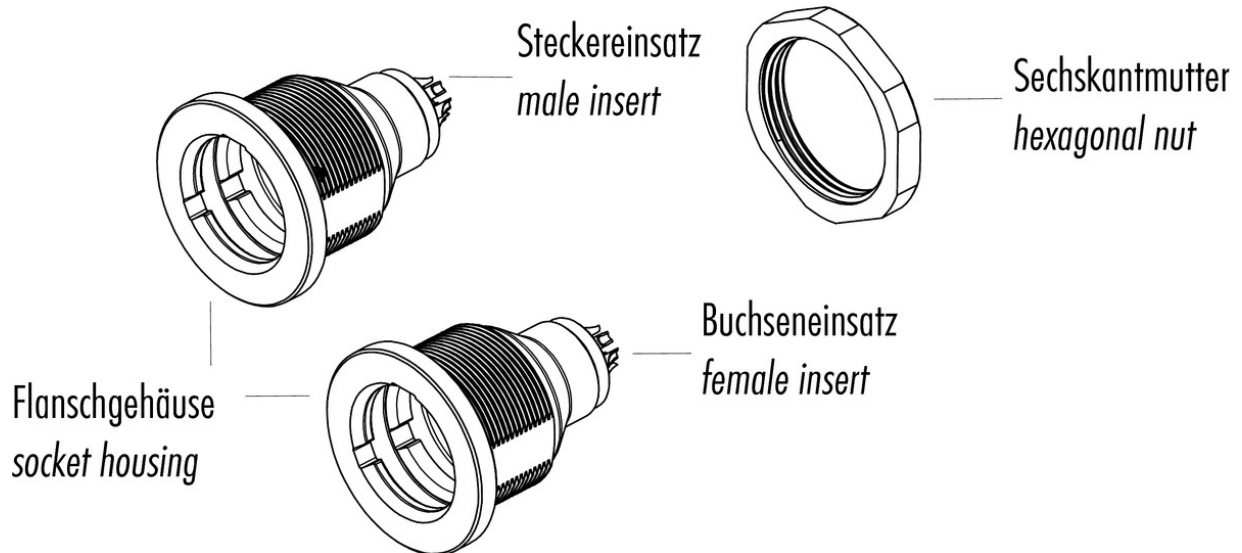
Product Area Female socket IP 40  
Push-Pull connectors

serie 430

Pole 3  
Article number 09 4908 025 03

Date: 2014-07-20 - Page 2 of 2

Item description



Installation instructions / Mounting cutout

