

Product Male socket, front fastened, IP 67  
Area Push-Pull connectors IP 67

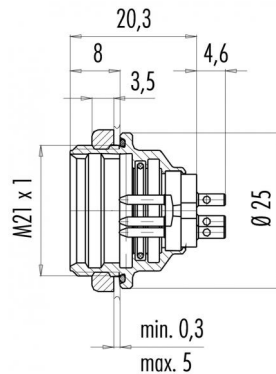
serie 440

Pole 12  
Article number 09 4835 80 12

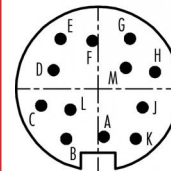
illustration



scale drawing



Contact Arrangement



	X	Y
A	0,41	-3,45
B	-2,29	-3,61
C	-4,10	-1,21
D	-3,20	1,34
E	-2,71	3,59
F	-0,41	3,45
G	2,29	3,61
H	4,10	1,21
J	3,20	-1,34
K	2,71	-3,59
L	-2,00	-1,51
M	2,00	1,51

You can find the item description and assembly instruction on the next page.

Technical data

Common values

Connector Design	Male socket
Connector locking system	Push-Pull locking
Termination	solder
Wire gauge (mm)	0,25 mm <sup>2</sup>
Wire gauge (AWG)	24
Cable outlet	-
Upper temperature	+85 °C
Lower temperature	-40 °C

Material


Material of contact	CuZn (brass)
Contact plating	Au (gold)
Material of contact body	PBT (UL 94 V-0)
Material of housing	CUZn (brass nickel plated)

Cable data

Contacts 12, male socket IP 67, front fastened

Electrical values

Rated voltage	60 V
Rated impulse voltage	500 V
Pollution degree	1
Overvoltage category	I
Material group	III
Rated current (40°C)	3 A
Volume resistivity	≤ 3 mΩ
EMV compliance	not shielded
Degree of protection	IP 67
Mechanical operation	>1000 mating cycles



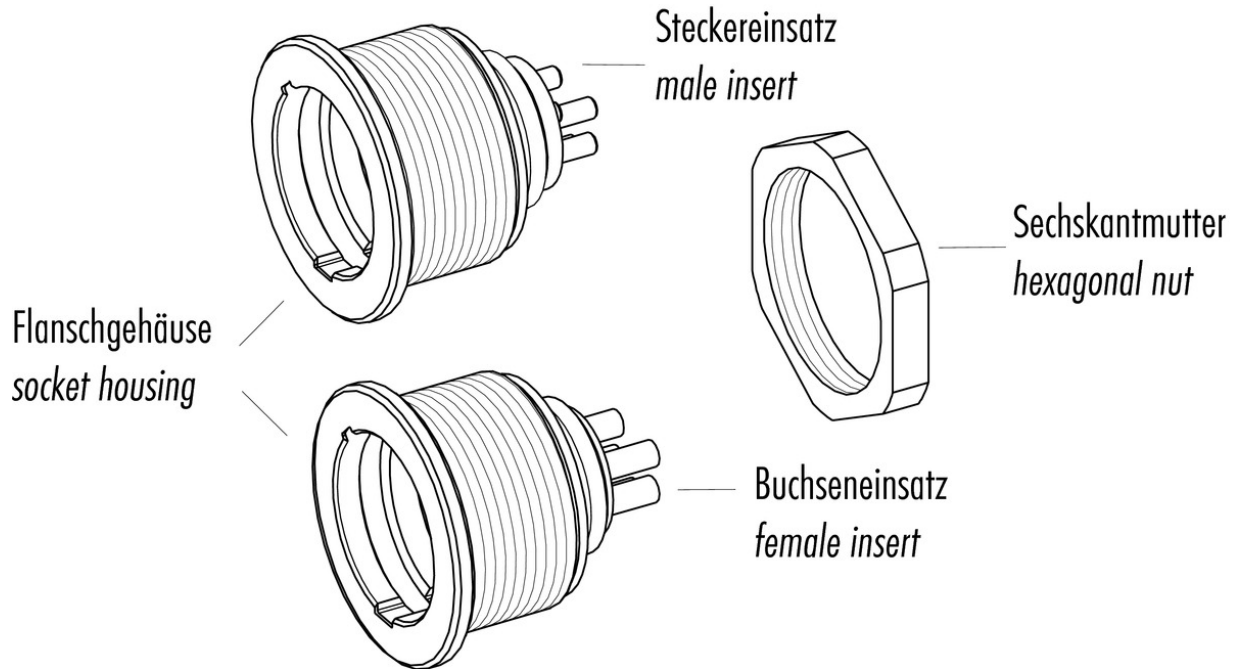
Product Male socket, front fastened, IP 67  
 Area Push-Pull connectors IP 67

serie 440

Pole 12  
 Article number 09 4835 80 12

Date: 2014-07-20 - Page 2 of 2

Item description



Installation instructions / Mounting cutout

