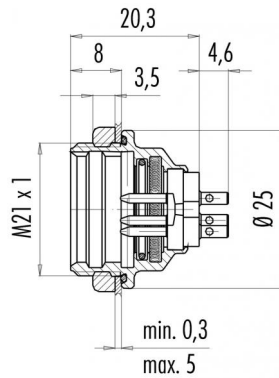


Product Area	Male socket, front fastened, shielded, IP 67 Push-Pull connectors IP 67	serie 440	Pole Article number	6 09 4819 81 06
--------------	--	-----------	---------------------	--------------------

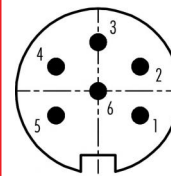
illustration



scale drawing



Contact Arrangement



	X	Y
1	3,03	-1,75
2	3,03	1,75
3	0,00	3,50
4	-3,03	1,75
5	-3,03	-1,75
6	0,00	0,00

You can find the item description and assembly instruction on the next page.

Technical data

Common values

Connector Design	Male socket
Connector locking system	Push-Pull locking
Termination	solder
Wire gauge (mm)	0,75 mm <sup>2</sup>
Wire gauge (AWG)	20
Cable outlet	-
Upper temperature	+85 °C
Lower temperature	-40 °C

Material

Material of contact	CuZn (brass)
Contact plating	Au (gold)
Material of contact body	PBT (UL 94 V-0)
Material of housing	CUZn (brass nickel plated)

Cable data

Contacts 6 DIN, male socket IP 67, front fastened, shielded

Electrical values

Rated voltage	125 V
Rated impulse voltage	800 V
Pollution degree	I
Overvoltage category	I
Material group	III
Rated current (40°C)	5 A
Volume resistivity	≤ 3 mΩ
EMV compliance	shielded
Degree of protection	IP 67
Mechanical operation	>1000 mating cycles



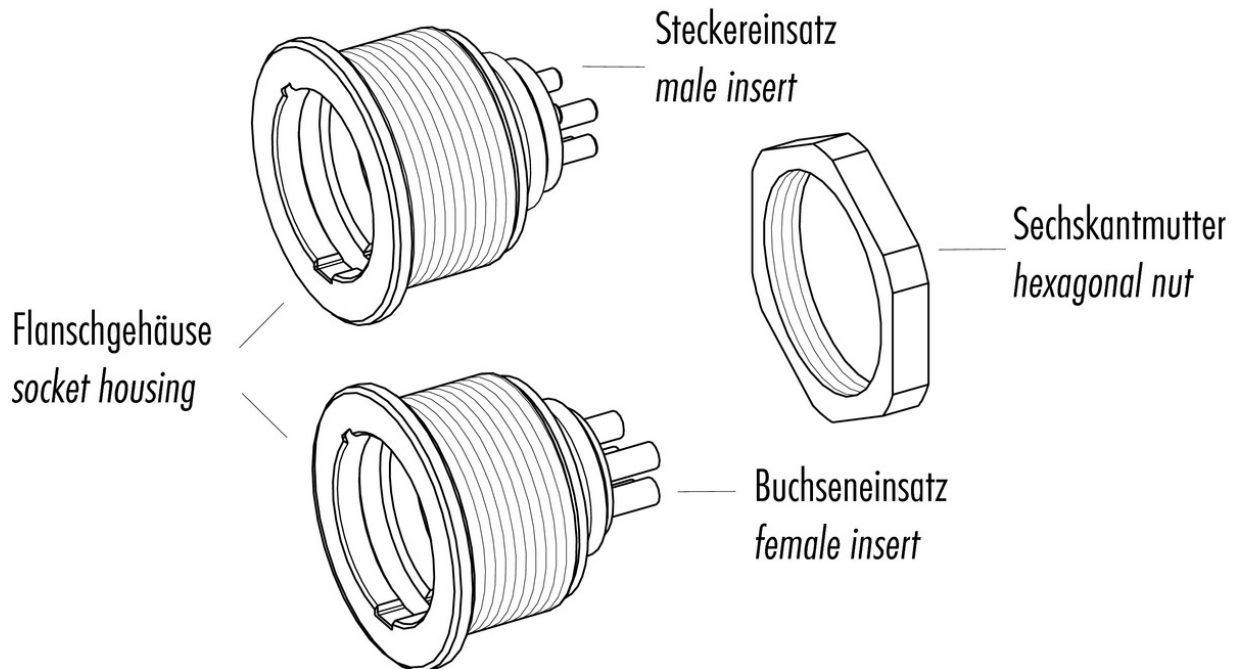
Product Male socket, front fastened, shielded, IP 67  
Area Push-Pull connectors IP 67

serie 440

Pole 6  
Article number 09 4819 81 06

Date: 2014-07-20 - Page 2 of 2

Item description



Installation instructions / Mounting cutout

