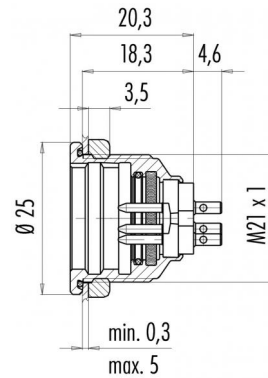


Product Area	Male socket shielded IP 67 Push-Pull connectors IP 67	serie 440	Pole Article number	4 09 4811 00 04
--------------	--	-----------	---------------------	--------------------

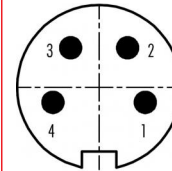
illustration



scale drawing



Contact Arrangement



	X	Y
1	3,32	-1,08
2	2,05	2,83
3	-2,05	2,83
4	-3,32	-1,08

You can find the item description and assembly instruction on the next page.

Technical data

Common values

Connector Design	Male socket
Connector locking system	Push-Pull locking
Termination	solder
Wire gauge (mm)	0,75 mm ²
Wire gauge (AWG)	20
Cable outlet	-
Upper temperature	+85 °C
Lower temperature	-40 °C

Material


Material of contact	CuZn (brass)
Contact plating	Au (gold)
Material of contact body	PBT (UL 94 V-0)
Material of housing	CUZn (brass nickel plated)

Cable data

Contacts 4, male socket IP 67, shielded

Electrical values

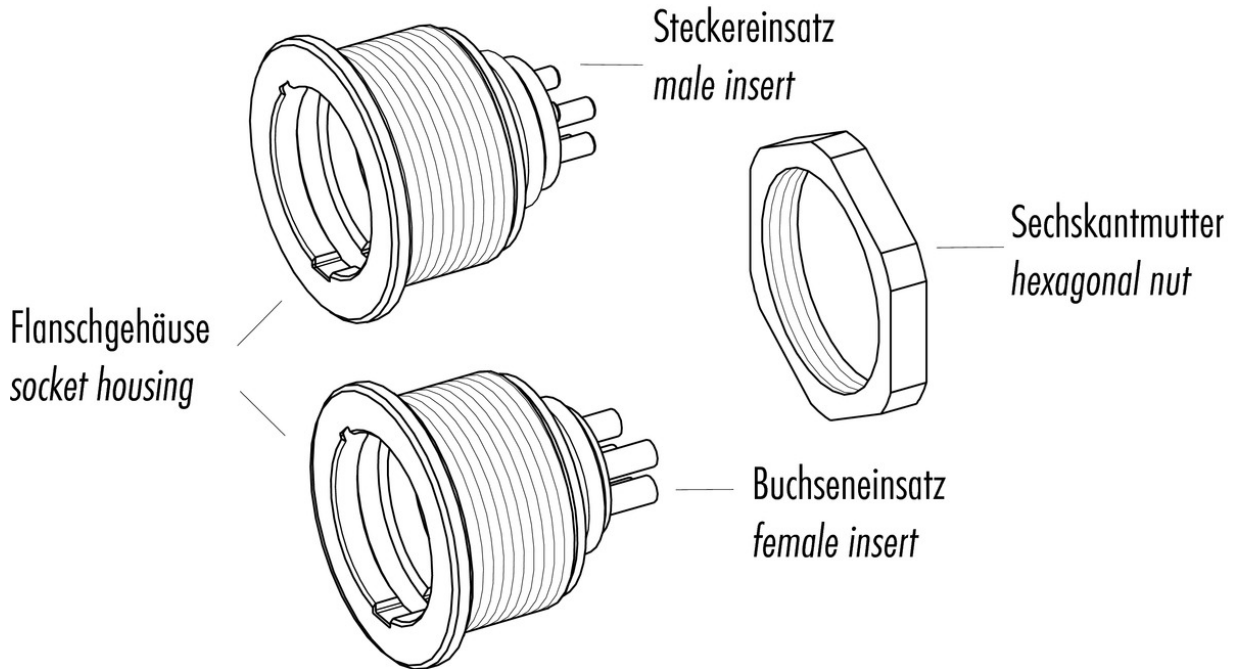
Rated voltage	250 V
Rated impulse voltage	1500 V
Pollution degree	I
Overvoltage category	I
Material group	III
Rated current (40°C)	6 A
Volume resistivity	≤ 3 mΩ
EMV compliance	shielded
Degree of protection	IP 67
Mechanical operation	>1000 mating cycles



Product Area	Male socket shielded IP 67 Push-Pull connectors IP 67	serie 440	Pole Article number	4 09 4811 00 04
--------------	--	-----------	---------------------	--------------------

Date: 2014-07-20 - Page 2 of 2

Item description



Installation instructions / Mounting cutout

