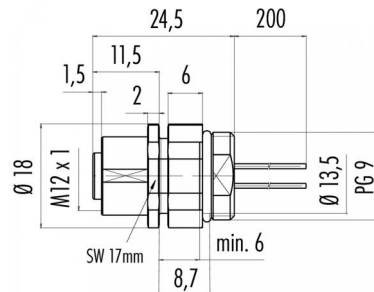


Product Area	Female socket positioning possible, with wires, 0,25 mm <sup>2</sup> M12 connectors B-Coding serie 715/766	Pole	5
		Article number	09 4442 722 05

illustration

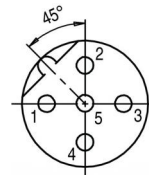


scale drawing



Ausführung mit Zink Druckgussgehäuse  
Version with zinc diecasted housing

Contact Arrangement



- 1 braun/brown
- 2 weiß/white
- 3 blau/blue
- 4 schwarz/black
- 5 gelb/grün/yellow/gre

You can find the assembly instruction on the next page.

Technical data

Common values

Connector Design	Female socket
Connector locking system	Screw
Termination	wires
Wire gauge (mm)	0,25 mm <sup>2</sup>
Wire gauge (AWG)	24
Upper temperature	+85 °C
Lower temperature	-40 °C

Material

Material of contact	CuSn (bronze)
Contact plating	Au (gold)
Material of contact body	PUR, PA
Material of housing	zinc diecasting, nickel plated

Cable data

material housing	-
insulation single lead	-
single lead structure	-
conductor resistance	-
bending radius cable fixed	-
bending radius cable movable	-

Electrical values

Rated voltage	125 V
Rated impulse voltage	1500 V
Pollution degree	3
Overvoltage category	II
Material group	II
Rated current (40 °C)	4 A
Volume resistivity	≤ 3 mΩ
EMV compliance	not shielded
Degree of protection	IP 68
Mechanical operation	>100 mating cycles

Fixing thread: M16 x 1,5, contacts: 5, female socket positioning possible, with wires, 0,25 mm<sup>2</sup>

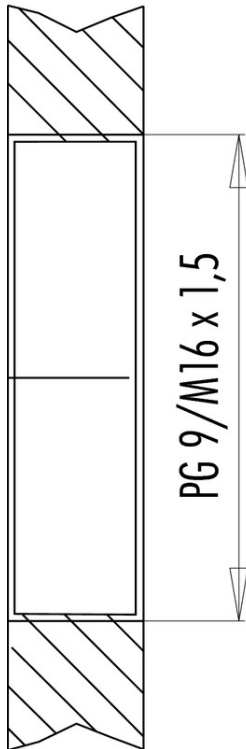


Product Area Female socket positioning possible, with wires, 0,25 mm<sup>2</sup>  
M12 connectors B-Coding serie 715/766

Pole 5  
Article number 09 4442 722 05

Date: 2014-07-20 - Page 2 of 2

Installation instructions / Mounting cutout



Anzugsdrehmoment/Tightening moment  
6,25 Nm