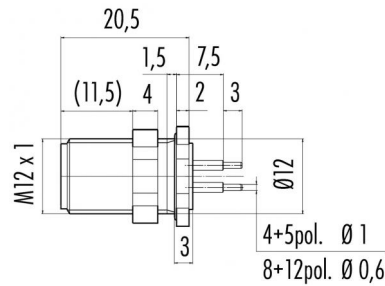


Product Area	Male socket front fastened, dip solder M12 connectors B-Coding	serie 715/766	Pole Article number	5 09 4441 550 05
--------------	---	---------------	---------------------	---------------------

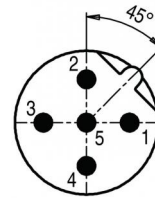
illustration



scale drawing



Contact Arrangement



	X	Y
1	2,50	0,00
2	0,00	2,50
3	-2,50	0,00
4	0,00	-2,50
5	0,00	0,00

You can find the assembly instruction on the next page.

Technical data

Common values

Connector Design	Male socket
Connector locking system	Screw
Termination	dip solder
Wire gauge (mm)	-
Wire gauge (AWG)	-
Upper temperature	+85 °C
Lower temperature	-40 °C

Material

Material of contact	CuZn (brass)
Contact plating	Au (gold)
Material of contact body	PA
Material of housing	brass, zinc diecasting, nickel plated

Cable data

material housing	-
insulation single lead	-
single lead structure	-
conductor resistance	-
bending radius cable fixed	-
bending radius cable movable	-

Electrical values

Rated voltage	125 V
Rated impulse voltage	1500 V
Pollution degree	3
Overvoltage category	II
Material group	II
Rated current (40°C)	4 A
Volume resistivity	≤ 3 mΩ
EMV compliance	shielded
Degree of protection	IP 68
Mechanical operation	>100 mating cycles

Contacts: 5, male socket, front fastened, dip solder



Product Male socket front fastened, dip solder
Area M12 connectors B-Coding

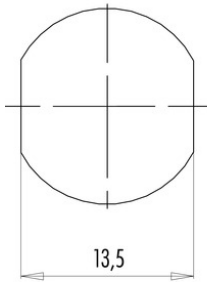
serie 715/766

Pole 5
Article number 09 4441 550 05

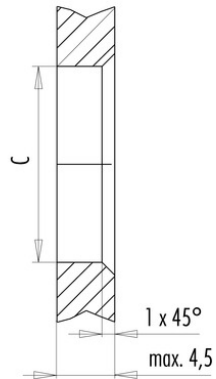
Date: 2014-07-20 - Page 2 of 2

Installation instructions / Mounting cutout

Mit Fläche als Verdrehschutz
With flats as anti-rotation device



Mit Durchgangsbohrung
With bore hole



	c
PG 9	15,3
M16x1,5	16,1

Anzugsdrehmoment/Tightening moment

Metallgehäuse/Metal housing 6,25 Nm
Kunststoffgehäuse/Plastic housing 3,75 Nm