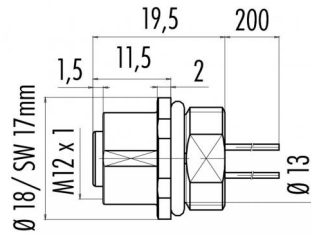


Product Area	Female socket with wires, 0,25 mm <sup>2</sup> M12 connectors B-Coding	serie 715/766	Pole	4
			Article number	09 4432 282 04

illustration

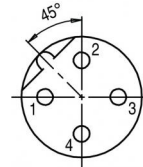


scale drawing



Ausführung mit Zink Druckgussgehäuse  
Version with zinc diecasted housing

Contact Arrangement



- 1 braun/brown
- 2 weiß/white
- 3 blau/blue
- 4 gelb/grün/yellow/greer

You can find the assembly instruction on the next page.

Technical data

Common values

Connector Design	Female socket
Connector locking system	Screw
Termination	wires
Wire gauge (mm)	0,25 mm <sup>2</sup>
Wire gauge (AWG)	24
Upper temperature	+85 °C
Lower temperature	-40 °C

Electrical values

Rated voltage	250 V
Rated impulse voltage	2500 V
Pollution degree	3
Overvoltage category	II
Material group	II
Rated current (40°C)	4 A
Volume resistivity	≤ 3 mΩ
EMV compliance	not shielded
Degree of protection	IP 68
Mechanical operation	>100 mating cycles


Material

Material of contact	CuSn (bronze)
Contact plating	Au (gold)
Material of contact body	PUR, PA
Material of housing	zinc diecasting, nickel plated

Cable data

material housing	-
insulation single lead	-
single lead structure	-
conductor resistance	-
bending radius cable fixed	-
bending radius cable movable	-

Fixing thread: PG 9 VA - Gehäuse, contacts: 4, male, with wires, 0,25 mm<sup>2</sup>



Product Female socket with wires, 0,25 mm<sup>2</sup>  
Area M12 connectors B-Coding

serie 715/766

Pole 4  
Article number 09 4432 282 04

Date: 2014-07-20 - Page 2 of 2

Installation instructions / Mounting cutout

Mit Fläche als Verdrehschutz  
With flats as anti-rotation device

PG 9/M16 x 1,5



Mit Durchgangsbohrung  
With bore hole



Mit Gewinde, einschraubbar  
With thread to screw in



alternativ/alternativ

	A	B	C
PG 9	PG 9	16,2	15,3
PG 13,5	PG 13,5	21,5	20,5
M16x1,5	M16x1,5	17,0	16,1
M20x1,5	M20x1,5	21,0	20,1

Anzugsdrehmoment/Tightening moment

Metallgehäuse/Metal housing 6,25 Nm  
Kunststoffgehäuse/Plastic housing 3,75 Nm