

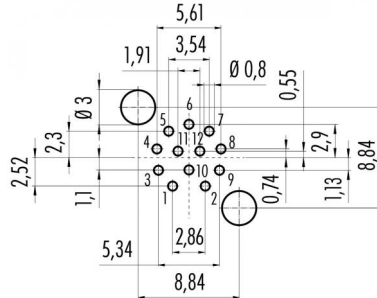
Product Area Female socket, front fastened, dip solder, with shielding sheet
M12 connectors A-Coding serie 713/763

Pole 12
Article number 09 3492 500 12

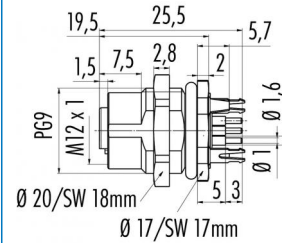
illustration



Conductor layout



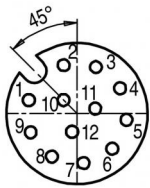
scale drawing



Sechskantmutter lose beigelegt
Hexagon nut enclosed loose

Leiterplattendicke: 1,6 mm
Thickness of PCB: 1,6 mm

Contact Arrangement



	X	Y
1	-2,80	0,78
2	-0,78	2,80
3	1,09	2,69
4	2,51	1,46
5	2,88	-0,37
6	2,05	-2,05
7	0,37	-2,88
8	-1,46	-2,51
9	-2,69	-1,09
10	-0,78	0,78
11	1,06	0,29
12	-0,29	-1,06

You can find the assembly instruction on the next page.

Technical data

Common values

Connector Design	Female socket
Connector locking system	Screw
Termination	dip solder
Wire gauge (mm)	0,14 mm ²
Wire gauge (AWG)	26
Upper temperature	+85 °C
Lower temperature	-40 °C

Material

Material of contact	CuSn (bronze)
Contact plating	Au (gold)
Material of contact body	PA
Material of housing	CUZn (brass nickel plated)

Cable data

Contacts 12: Female socket, front fastened, dip solder, with shielding sheet

Electrical values

Rated voltage	30 V
Rated impulse voltage	500 V
Pollution degree	3
Overvoltage category	II
Material group	II
Rated current (40°C)	1 A
Volume resistivity	≤ 3 mΩ
Degree of protection	IP 68
Mechanical operation	>100 mating cycles



Product Area Female socket, front fastened, dip solder, with shielding sheet
M12 connectors A-Coding serie 713/763

Pole 12
Article number 09 3492 500 12

Date: 2014-07-20 - Page 2 of 2

Installation instructions / Mounting cutout

Mit Fläche als Verdreherschutz
With flats as anti-rotation device



Mit Durchgangsbohrung
With bore hole



	c
PG 9	15,3
M16x1,5	16,1

Anzugsdrehmoment/Tightening moment

Metallgehäuse/Metal housing 6,25 Nm
Kunststoffgehäuse/Plastic housing 3,75 Nm