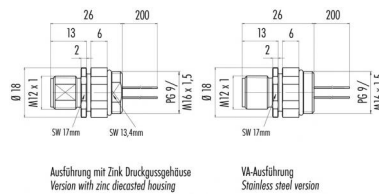


Product Area	Male socket, positioning possible, with wires, 0,25 mm ² M12 connectors A-Coding serie 713/763	Pole Article number	12 09 3491 722 12
--------------	--	---------------------	----------------------

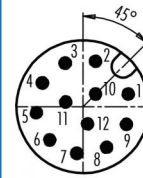
illustration



scale drawing



Contact Arrangement



- 1 braun/brown
- 2 blau/blue
- 3 weiß/white
- 4 grün/green
- 5 rosa/pink
- 6 gelb/yellow
- 7 schwarz/black
- 8 grau/grey
- 9 rot/red
- 10 violett/purple
- 11 grau/rosa/grey/pink
- 12 rot/blau/red/blue

You can find the assembly instruction on the next page.

Technical data

Common values

Connector Design	Male socket
Connector locking system	Screw
Termination	wires
Wire gauge (mm)	0,14 mm ²
Wire gauge (AWG)	26
Upper temperature	+85 °C
Lower temperature	-40 °C

Material

Material of contact	CuZn (brass)
Contact plating	Au (gold)
Material of contact body	PA
Material of housing	zinc diecasting, nickel plated

Cable data

Contacts 12: Male socket, positioning possible, with wires, 0,14 mm², M16 x 1,5

Electrical values

Rated voltage	30 V
Rated impulse voltage	500 V
Pollution degree	3
Overvoltage category	II
Material group	II
Rated current (40°C)	2 A
Volume resistivity	≤ 3 mΩ
Degree of protection	IP 68
Mechanical operation	>100 mating cycles

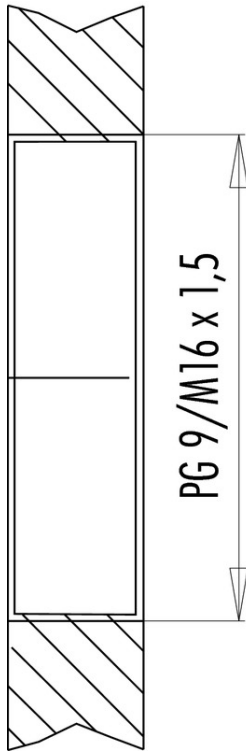


Product Male socket, positioning possible, with wires, 0,25 mm²
Area M12 connectors A-Coding serie 713/763

Pole 12
Article number 09 3491 722 12

Date: 2014-07-20 - Page 2 of 2

Installation instructions / Mounting cutout



Anzugsdrehmoment/Tightening moment
6,25 Nm