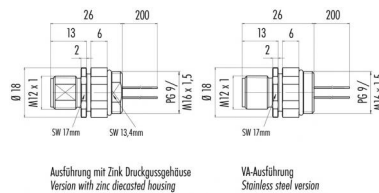


Product Area	Male socket, positioning possible, with wires, 0,25 mm ² M12 connectors A-Coding serie 713/763	Pole	8
		Article number	09 3481 678 08

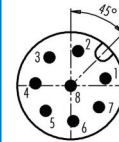
illustration



scale drawing



Contact Arrangement



geschirmt/ shielded	nicht geschirmt/ not shielded
1 weiß/white	1 weiß/white
2 braun/brown	2 braun/brown
3 grün/green	3 grün/green
4 gelb/yellow	4 gelb/yellow
5 grau/grey	5 grau/grey
6 rosa/pink	6 rosa/pink
7 blau/blue	7 blau/blue
8 Gehäuse-Schirm/ Housing-shield	8 Schirm/shield

You can find the assembly instruction on the next page.

Technical data

Common values

Connector Design	Male socket
Connector locking system	Screw
Termination	wires
Wire gauge (mm)	0,25 mm ²
Wire gauge (AWG)	24
Upper temperature	+85 °C
Lower temperature	-40 °C

Material

Material of contact	CuZn (brass)
Contact plating	Au (gold)
Material of contact body	PA
Material of housing	stainless steel 1.4404

Cable data

Contacts 8: Male socket, positioning possible, with wires, 0,25 mm², PG 9 VA

Electrical values

Rated voltage	60 V
Rated impulse voltage	800 V
Pollution degree	3
Overvoltage category	II
Material group	II
Rated current (40°C)	2 A
Volume resistivity	≤ 3 mΩ
Degree of protection	IP 68
Mechanical operation	>100 mating cycles

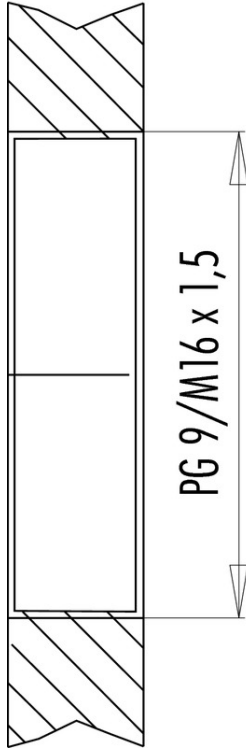


Product Male socket, positioning possible, with wires, 0,25 mm²
Area M12 connectors A-Coding serie 713/763

Pole 8
Article number 09 3481 678 08

Date: 2014-07-20 - Page 2 of 2

Installation instructions / Mounting cutout



Anzugsdrehmoment/Tightening moment
6,25 Nm