

Product Male socket, front fastened, dip solder, PG 9  
Area M12 connectors A-Coding

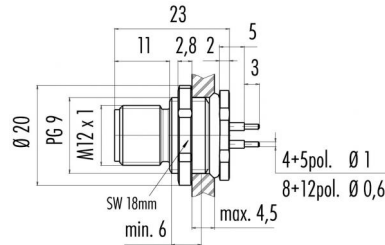
serie 713/763

Pole 4  
Article number 09 3431 90 04

illustration

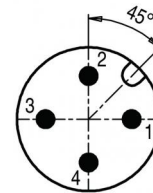


scale drawing



Ausführung mit Zink Druckgussgehäuse  
Version with zinc diecasted housing

Contact Arrangement



	X	Y
1	2,50	0,00
2	0,00	2,50
3	-2,50	0,00
4	0,00	-2,50

You can find the assembly instruction on the next page.

Technical data

Common values

Connector Design	Male socket
Connector locking system	Screw
Termination	dip solder
Wire gauge (mm)	0,25 mm <sup>2</sup>
Wire gauge (AWG)	24
Upper temperature	+85 °C
Lower temperature	-40 °C

Material

Material of contact	CuZn (brass)
Contact plating	Au (gold)
Material of contact body	PA
Material of housing	zinc diecasting, nickel plated

Cable data

Contacts 4: Male socket, front fastened, dip solder, PG 9

Electrical values

Rated voltage	250 V
Rated impulse voltage	2500 V
Pollution degree	3
Overvoltage category	II
Material group	II
Rated current (40°C)	4 A
Volume resistivity	≤ 3 mΩ
Degree of protection	IP 68
Mechanical operation	>100 mating cycles



Product Male socket, front fastened, dip solder, PG 9  
Area M12 connectors A-Coding

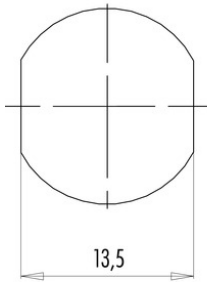
serie 713/763

Pole 4  
Article number 09 3431 90 04

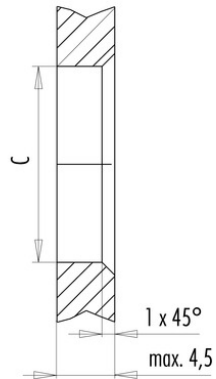
Date: 2014-07-20 - Page 2 of 2

Installation instructions / Mounting cutout

Mit Fläche als Verdrehschutz  
With flats as anti-rotation device



Mit Durchgangsbohrung  
With bore hole



	C
PG 9	15,3
M16x1,5	16,1

Anzugsdrehmoment/Tightening moment

Metallgehäuse/Metal housing 6,25 Nm  
Kunststoffgehäuse/Plastic housing 3,75 Nm