

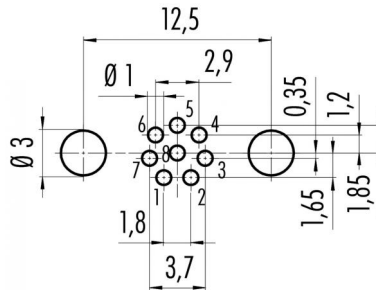
Product Area	Flanschstecker, Frontmontage, mit Schirmblech M8 connectors	serie 768/718	Pole	8
			Article number	09 3427 81 08

illustration

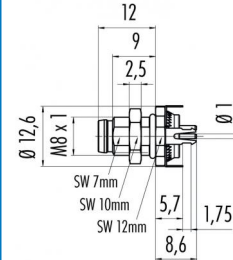


You can find the assembly instruction on the next page.

Conductor layout



scale drawing



Leiterplattendicke: 1,6 mm
Thickness of PCB: 1,6 mm

Technical data

Common values

Connector Design	Male socket
Termination	dip solder
Wire gauge (mm)	-
Wire gauge (AWG)	-
Upper temperature	+85 °C
Lower temperature	-40 °C

Material

Material of contact body	PA (UL 94 HB)
Material of housing	zinc diecasting, nickel plated

Cable data

Polzahl: 8, Flanschstecker, Frontmontage, mit Schirmblech, tauchlöten

Electrical values

Rated voltage	30 V
Rated impulse voltage	800 V
Pollution degree	3
Overvoltage category	II
Material group	II
Rated current (40°C)	1,5 A
Volume resistivity	≤ 3 mΩ
Degree of protection	IP 67
Mechanical operation	>100 mating cycles



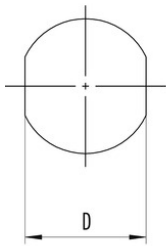
Product Area Flanschstecker, Frontmontage, mit Schirmblech
M8 connectors serie 768/718

Pole 8
Article number 09 3427 81 08

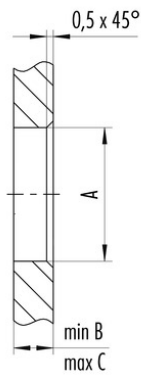
Date: 2014-07-20 - Page 2 of 2

Installation instructions / Mounting cutout

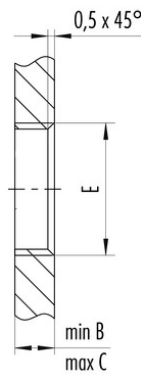
Mit Fläche als Verdrehenschutz
With flats as anti-rotation device



Mit Durchgangsbohrung
With bore hole



Mit Gewinde, einschraubbar
With thread to screw in



Gewinde E/thread E	A	B	C	D
M8 x 0,5	8,1	2,0	4,5	7,1
M10 x 0,75	10,1	2,0	6,5	9,1
M12 x 1	12,1	2,5	4,5	10,0

Anzugsdrehmoment/Tightening moment 1 Nm