

Product Flanschstecker gewinkelt, Frontmontage, mit Schirmblech, tauchlöt
Area M8 connectors serie 768/718

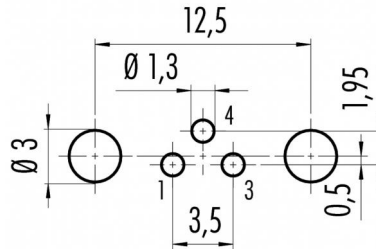
Pole 3
Article number 09 3419 82 03

illustration

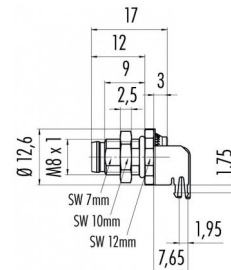


You can find the assembly instruction on the next page.

Conductor layout



scale drawing



Leiterplattendicke: 1,6 mm
Thickness of PCB: 1,6 mm

Technical data

Common values

Connector Design	Male socket
Termination	dip solder
Wire gauge (mm)	-
Wire gauge (AWG)	-
Upper temperature	+85 °C
Lower temperature	-40 °C

Electrical values

Rated voltage	60 V
Rated impulse voltage	800 V
Pollution degree	3
Overvoltage category	II
Material group	II
Rated current (40°C)	4 A
Volume resistivity	≤ 3 mΩ
Degree of protection	IP 67

Material

Material of contact	CuZn (brass)
Contact plating	Au (gold)
Material of contact body	PA (UL 94 HB)
Material of housing	zinc diecasting, nickel plated

Cable data

Number of pins: 3, flange plug connector
angled, front mounting, with shielding sheet



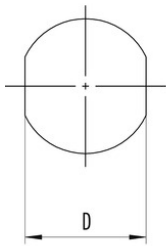
Product Area Flanschstecker gewinkelt, Frontmontage, mit Schirmblech, tauchlöt
M8 connectors serie 768/718

Pole 3
Article number 09 3419 82 03

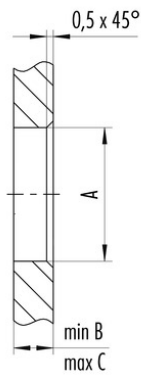
Date: 2014-07-20 - Page 2 of 2

Installation instructions / Mounting cutout

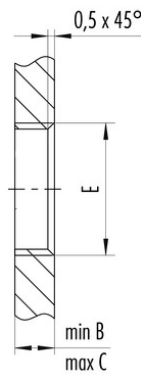
Mit Fläche als Verdrehenschutz
With flats as anti-rotation device



Mit Durchgangsbohrung
With bore hole



Mit Gewinde, einschraubbar
With thread to screw in



Gewinde E / thread E	A	B	C	D
M8 x 0,5	8,1	2,0	4,5	7,1
M10 x 0,75	10,1	2,0	6,5	9,1
M12 x 1	12,1	2,5	4,5	10,0

Anzugsdrehmoment/Tightening moment 1 Nm