

Product Area Female socket, front fastened, dip solder
M8 connectors

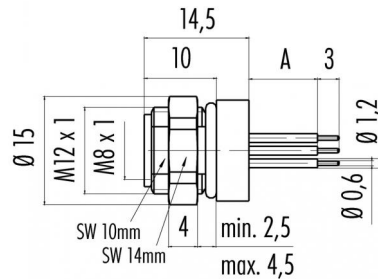
serie 768/718

Pole 4
Article number 09 3390 186 04

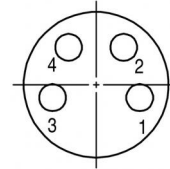
illustration



scale drawing



Contact Arrangement



	X	Y
1	1,70	-0,50
2	1,08	1,45
3	-1,70	-0,50
4	-1,08	1,45

You can find the assembly instruction on the next page.

Technical data

Common values

Connector Design	Female socket
Connector locking system	Screw
Termination	dip solder
Wire gauge (mm)	-
Wire gauge (AWG)	-
Upper temperature	+85 °C
Lower temperature	-40 °C

Material


Material of contact	CuSn (bronze)
Contact plating	Au (gold)
Material of contact body	PA
Material of housing	CUZn (brass nickel plated)

Cable data

Contacts 4: Female socket, front fastened, dip solder, Contact length A 0,5 mm

Electrical values

Rated voltage	30 V
Rated impulse voltage	800 V
Pollution degree	3
Overvoltage category	II
Material group	II
Rated current (40°C)	4 A
Volume resistivity	≤ 3 mΩ
Degree of protection	IP 67
Mechanical operation	>100 mating cycles



Product Area Female socket, front fastened, dip solder
M8 connectors

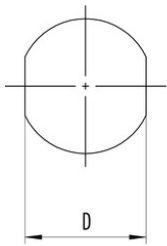
serie 768/718

Pole 4
Article number 09 3390 186 04

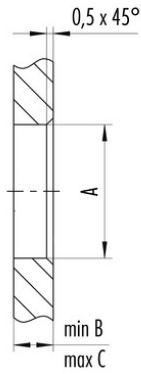
Date: 2014-07-20 - Page 2 of 2

Installation instructions / Mounting cutout

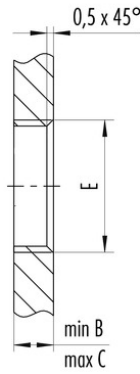
Mit Fläche als Verdreherschutz
With flats as anti-rotation device



Mit Durchgangsbohrung
With bore hole



Mit Gewinde, einschraubbar
With thread to screw in



Gewinde E / thread E	A	B	C	D
M8 x 0,5	8,1	2,0	4,5	7,1
M10 x 0,75	10,1	2,0	6,5	9,1
M12 x 1	12,1	2,5	4,5	10,0

Anzugsdrehmoment/Tightening moment 1 Nm