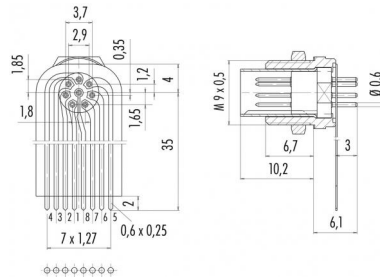


Product Area	Male socket with flexible PCB M9 connectors IP 40	serie 711	Pole	8
			Article number	09 0481 65 08

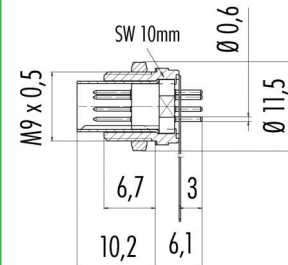
illustration



Conductor layout

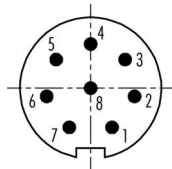


scale drawing



max. Wandstärke: 1,5 mm  
max. wall thickness: 1,5 mm

Contact Arrangement



	X	Y
1	0,90	-1,65
2	1,85	-0,35
3	1,45	1,20
4	0,00	1,85
5	-1,45	1,20
6	-1,85	-0,35
7	-0,90	-1,65
8	0,00	0,00

You can find the assembly instruction on the next page.

Technical data

Common values

Connector Design	Male socket
Connector locking system	Screw
Termination	solder
Wire gauge (mm)	-
Wire gauge (AWG)	-
Cable outlet	-
Upper temperature	+85 °C
Lower temperature	-40 °C

Electrical values

Rated voltage	125 V
Rated impulse voltage	1500 V
Pollution degree	I
Overvoltage category	II
Material group	III
Rated current (40°C)	1 A
Volume resistivity	≤ 3 mΩ
EMV compliance	not shieldable
Degree of protection	IP 40
Mechanical operation	>500 mating cycles

Material

Material of contact	CuZn (brass)
Contact plating	Au (gold)
Material of contact body	PA (UL 94 V-0)
Material of housing	CUZn (brass nickel plated)

Cable data

material housing	-
insulation single lead	-
single lead structure	-
conductor resistance	-

Contacts 8, Male socket with flexible PCB



Product Male socket with flexible PCB  
Area M9 connectors IP 40

serie 711

Pole 8  
Article number 09 0481 65 08

Date: 2014-07-20 - Page 2 of 2

Installation instructions / Mounting cutout

