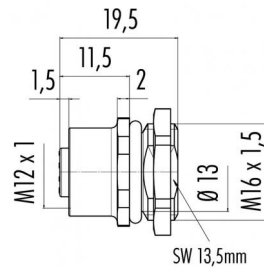


Product Area	Female socket, plastic housing, fastened from back side, solder M12 connectors A-Coding serie 713/763	Pole	5
		Article number	09 0434 87 05

illustration

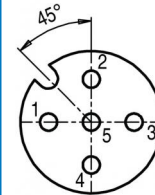


scale drawing



Sechskantmutter lose beigelegt
Hexagon nut enclosed loose

Contact Arrangement



	X	Y
1	-2,50	0,00
2	0,00	2,50
3	2,50	0,00
4	0,00	-2,50
5	0,00	0,00

You can find the assembly instruction on the next page.

Technical data

Common values

Connector Design	Female socket
Connector locking system	Screw
Termination	solder
Wire gauge (mm)	0,25 mm ²
Wire gauge (AWG)	24
Upper temperature	+85 °C
Lower temperature	-40 °C

Material


Material of contact	CuSn (bronze)
Contact plating	Au (gold)
Material of contact body	PA
Material of housing	PA

Cable data

Contacts 5: Female socket, plastic housing,
fastened from back side, solder, PG 9

Electrical values

Rated voltage	125 V
Rated impulse voltage	1500 V
Pollution degree	3
Overvoltage category	II
Material group	II
Rated current (40°C)	4 A
Volume resistivity	≤ 3 mΩ
Degree of protection	IP 67
Mechanical operation	>100 mating cycles



Product Area Female socket, plastic housing, fastened from back side, solder
M12 connectors A-Coding serie 713/763

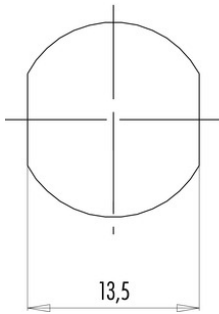
Pole 5
Article number 09 0434 87 05

Date: 2014-07-20 - Page 2 of 2

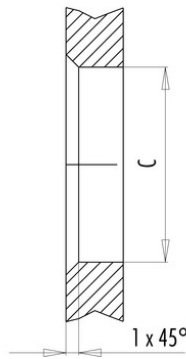
Installation instructions / Mounting cutout

Mit Fläche als Verdrehschutz
With flats as anti-rotation device

PG 9/M16 x 1,5



Mit Durchgangsbohrung
With bore hole



Mit Gewinde, einschraubbar
With thread to screw in



alternativ/alternativ

	A	B	C
PG 9	PG 9	16,2	15,3
PG 13,5	PG 13,5	21,5	20,5
M16x1,5	M16x1,5	17,0	16,1
M20x1,5	M20x1,5	21,0	20,1

Anzugsdrehmoment/Tightening moment

Metallgehäuse/Metal housing 6,25 Nm
Kunststoffgehäuse/Plastic housing 3,75 Nm