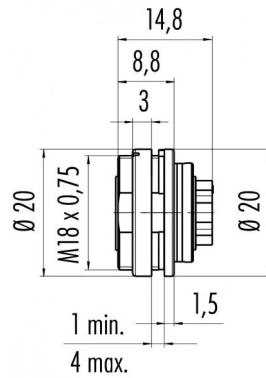


Product Area	Female panel mount connector, crimp, front fastened M16 connectors IP 40	serie 581/ 680/ 682	Pole	7	Article number	09 0328 780 07
--------------	---	---------------------	------	---	----------------	----------------

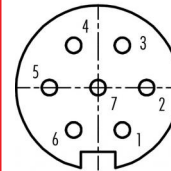
illustration



scale drawing



Contact Arrangement



	X	Y
1	1,75	-3,03
2	3,50	0,00
3	1,75	3,03
4	-1,75	3,03
5	-3,50	0,00
6	-1,75	-3,03
7	0,00	0,00

You can find the assembly instruction on the next page.

Technical data

Common values

Connector Design	Female socket
Termination	crimp
Cable outlet	-
Upper temperature	+85 °C
Lower temperature	-40 °C

Material


Material of contact	CuZn (brass)
Contact plating	Ag (silver)
Material of contact body	PBT (UL 94 V-0)
Material of housing	CUZn (brass nickel plated)

Electrical values

Rated voltage	125 V
Rated impulse voltage	800 V
Pollution degree	1
Overvoltage category	I
Material group	III
Rated current (40°C)	5 A
Volume resistivity	≤ 5 mΩ
Degree of protection	IP 40
Mechanical operation	>500 mating cycles

Cable data

Polzahl: 7, Flanschdose, crimpen, von vorn verschraubbar



Product Female panel mount connector, crimp, front fastened
Area M16 connectors IP 40 serie 581/ 680/ 682

Pole 7
Article number 09 0328 780 07

Date: 2014-07-20 - Page 2 of 2

Installation instructions / Mounting cutout

