

Product Area Male socket, dip solder, front fastened  
M16 connectors IP 40

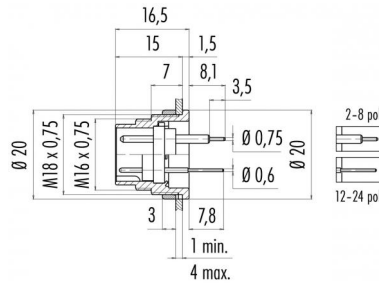
serie 581/ 680/ 682

Pole 7  
Article number 09 0327 90 07

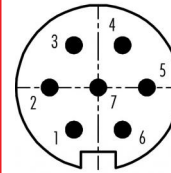
illustration



scale drawing



Contact Arrangement



	X	Y
1	-1,75	-3,03
2	-3,50	0,00
3	-1,75	3,03
4	1,75	3,03
5	3,50	0,00
6	1,75	-3,03
7	0,00	0,00

You can find the assembly instruction on the next page.

Technical data

Common values

Connector Design	Male socket
Connector locking system	Screw
Termination	dip solder
Wire gauge (mm)	-
Wire gauge (AWG)	-
Upper temperature	+85 °C
Lower temperature	-40 °C

Material


Material of contact	CuZn (brass)
Contact plating	Ag (silver)
Material of contact body	PBT (UL 94 V-0)
Material of housing	zinc diecasting, nickel plated

Cable data

Contacts 7, male socket, dip solder, front fastened, silver plated contacts

Electrical values

Rated voltage	125 V
Rated impulse voltage	800 V
Pollution degree	1
Overvoltage category	I
Material group	III
Rated current (40°C)	5 A
Volume resistivity	≤ 5 mΩ
EMV compliance	shielded
Degree of protection	IP 40
Mechanical operation	>500 mating cycles



Product Male socket, dip solder, front fastened  
Area M16 connectors IP 40

serie 581/ 680/ 682

Pole 7  
Article number 09 0327 90 07

Date: 2014-07-20 - Page 2 of 2

Installation instructions / Mounting cutout

