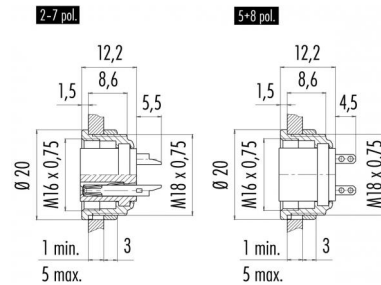


Product Area	Female socket, solder M16 connectors IP 40	serie 581/ 680/ 682	Pole Article number	3 DIN 09 0308 09 03
--------------	---	---------------------	---------------------	------------------------

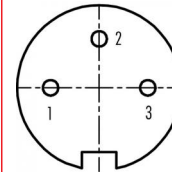
illustration



scale drawing



Contact Arrangement



	X	Y
1	-3,50	0,00
2	0,00	3,50
3	3,50	0,00

You can find the assembly instruction on the next page.

Technical data

Common values

Connector Design	Female socket
Connector locking system	Screw
Termination	solder
Wire gauge (mm)	0,75 mm ²
Wire gauge (AWG)	20
Upper temperature	+85 °C
Lower temperature	-40 °C

Material


Material of contact	CuSn (bronze)
Contact plating	Au (gold)
Material of contact body	PBT (UL 94 V-0)
Material of housing	zinc diecasting, nickel plated

Cable data

Contacts 3 DIN, female socket, solder, 2 - 8
Contacts, gold plated contacts

Electrical values

Rated voltage	250 V
Rated impulse voltage	1500 V
Pollution degree	1
Overvoltage category	I
Material group	III
Rated current (40°C)	7 A
Volume resistivity	≤ 3 mΩ
EMV compliance	shielded
Degree of protection	IP 40
Mechanical operation	>500 mating cycles



Product
Area

Female socket, solder
M16 connectors IP 40

serie 581/ 680/ 682

Pole
Article number

3 DIN
09 0308 09 03

Installation instructions / Mounting cutout

